

(19) World Intellectual Property
Organization
International Bureau



(43) International Publication Date
15 January 2004 (15.01.2004)

PCT

(10) International Publication Number
WO 2004/005282 A1

(51) International Patent Classification⁷: C07D 403/04,
A61K 31/505

(US). SCHLAPBACH, Achim [DE/DE]; Hünerbergweg
8, 79539 Lörrach (DE). SCHOLZ, Dieter [AT/AT];
Weyringergasse 31/5, A-1040 Wien (AT). CARAVATTI,
Giorgio [CH/CH]; Kirschbaumweg 22A, CH-4103
Bottmingen (CH).

(21) International Application Number:
PCT/EP2003/007350

(22) International Filing Date: 8 July 2003 (08.07.2003)

(74) Agent: GRUBB, Philip; Novartis AG, Corporate Intellectual
Property, CH-4002 Basel (CH).

(25) Filing Language: English

(26) Publication Language: English

(30) Priority Data:
0215844.2 9 July 2002 (09.07.2002) GB

(81) Designated States (*national*): AE, AG, AL, AM, AT, AU,
AZ, BA, BB, BG, BR, BY, BZ, CA, CH, CN, CO, CR, CU,
CZ, DE, DK, DM, DZ, EC, EE, ES, FI, GB, GD, GE, GH,
HR, HU, ID, IL, IN, IS, JP, KE, KG, KP, KR, KZ, LC, LK,
LT, LU, LV, MA, MD, MK, MN, MX, NI, NO, NZ, OM,
PG, PH, PL, PT, RO, RU, SC, SE, SG, SK, SY, TJ, TM,
TN, TR, TT, UA, US, UZ, VC, VN, YU, ZA, ZW.

(71) Applicant (*for all designated States except AT, US*): NO-
VARTIS AG [CH/CH]; Lichtstrasse 35, CH-4056 Basel
(CH).

(84) Designated States (*regional*): Eurasian patent (AM, AZ,
BY, KG, KZ, MD, RU, TJ, TM), European patent (AT, BE,
BG, CH, CY, CZ, DE, DK, EE, ES, FI, FR, GB, GR, HU,
IE, IT, LU, MC, NL, PT, RO, SE, SI, SK, TR).

(71) Applicant (*for AT only*): NOVARTIS PHARMA GMBH
[AT/AT]; Brunner Strasse 59, A-1230 Vienna (AT).

(72) Inventors; and

Published:

(75) Inventors/Applicants (*for US only*): FURET, Pascal
[FR/FR]; Rue du Riegelsbourg, 24, F-68800 Thann
(FR). IMBACH, Patricia [CH/CH]; Mattenweg 7,
CH-4303 Kaiseraugst (CH). RAMSEY, Timothy,
Michael [US/US]; 699 West Shore Trail, Sparta, NJ 07871

— with international search report

For two-letter codes and other abbreviations, refer to the "Guidance Notes on Codes and Abbreviations" appearing at the beginning of each regular issue of the PCT Gazette.



WO 2004/005282 A1

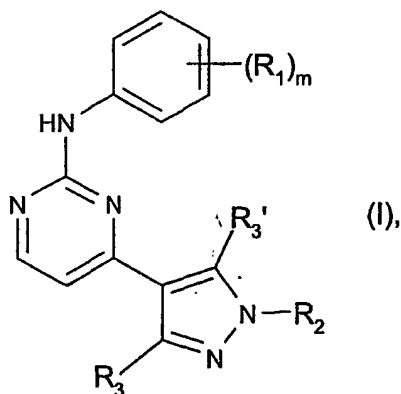
(54) Title: PHENYL-[4-(3-PHENYL-1H-PYRAZOL-4-YL)-PYRIMIDIN-2-YL]-AMINE DERIVATIVES

(57) Abstract: The invention relates to phenyl-[4-(3-phenyl-1H-pyrazol-4-yl)-pyrimidin-2-yl]-amine derivatives and to processes for the preparation thereof, to pharmaceutical compositions comprising such derivatives and to the use of such derivatives - alone or in combination with one or more other pharmaceutically active compounds - for the preparation of pharmaceutical compositions for the treatment especially of a proliferative disease, such as a tumour.

Phenyl-[4-(3-phenyl-1H-pyrazol-4-yl)-pyrimidin-2-yl]-amine derivatives

The invention relates to phenyl-[4-(3-phenyl-1H-pyrazol-4-yl)-pyrimidin-2-yl]-amine derivatives and to processes for the preparation thereof, to pharmaceutical compositions comprising such derivatives and to the use of such derivatives – alone or in combination with one or more other pharmaceutically active compounds – for the preparation of pharmaceutical compositions for the treatment especially of a proliferative disease, such as a tumour.

The invention relates to phenyl-[4-(3-phenyl-1H-pyrazol-4-yl)-pyrimidin-2-yl]-amine derivatives of formula I



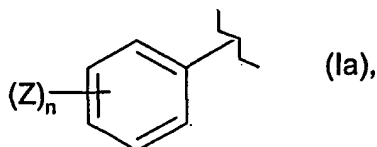
wherein

m is from 1 to 5;

R_1 is lower alkyl-sulfonyl; unsubstituted, mono- or di-substituted amino-sulfonyl; unsubstituted, mono- or di-substituted amino; a heterocyclic radical; lower alkyl substituted by a heterocyclic radical or by heterocyclyl-NH- or heterocyclyl-O- wherein heterocyclyl is bound to NH or O via a carbon ring atom; a radical R_4 -lower alkyl-X-, wherein R_4 is hydrogen, halogen, unsubstituted, mono- or di-substituted amino, or a heterocyclic radical, and X is -S- or -O-; or a radical R_5 -C(=O)-, wherein R_5 is hydrogen, unsubstituted or substituted lower alkyl, free or etherified hydroxy, unsubstituted, mono- or di-substituted amino, or a heterocyclic radical; wherein the R_1 substituents are selected independently of one another if $m > 1$;
or two vicinal R_1 substituents together with the phenyl carbon atoms to which they are attached form a heterocyclic ring;

R_2 is hydrogen, unsubstituted or substituted lower alkyl or a heterocyclic radical;

R_3 is hydrogen or a radical of the formula Ia



wherein n is from 0 to 5; and

Z is is halogen; unsubstituted or substituted lower alkyl; or free, etherified or esterified hydroxy; wherein the Z substituents are selected independently of one another if $n > 1$; or two vicinal Z substituents together with the phenyl carbon atoms to which they are attached form a heterocyclic ring; and

R_3' is hydrogen if R_3 is a radical of the formula Ia or R_3' is a radical of the formula Ia as defined for R_3 if R_3 is hydrogen;

with the proviso that R_1 is not methoxy if m and n are both 1, R_2 is hydrogen and Z is fluoro; or a salt of the said compounds.

The general terms used hereinbefore and hereinafter preferably have within the context of this disclosure the following meanings, unless otherwise indicated:

Where the plural form is used for compounds, salts, and the like, this is taken to mean also a single compound, salt, or the like.

Asymmetric carbon atoms of a compound of formula I that are optionally present may exist in the (R), (S) or (R,S) configuration, preferably in the (R) or (S) configuration. Substituents at a double bond or a ring may be present in cis- (= Z-) or trans (= E-) form. The compounds may thus be present as mixtures of isomers or preferably as pure isomers.

Preferably alkyl contains up to 20 carbon atoms and is most preferably lower alkyl.

The prefix "lower" denotes a radical having up to and including a maximum of 7, especially up to and including a maximum of 4 carbon atoms, the radicals in question being either unbranched or branched with single or multiple branching.

Lower alkyl is, for example, methyl, ethyl, n-propyl, isopropyl, n-butyl, isobutyl, sec-butyl, tert-butyl, n-pentyl, isopentyl, neopentyl, n-hexyl or n-heptyl.

Lower alkyl R_2 is preferably methyl, ethyl or isopropyl, most preferably methyl.

Lower alkyl Z is preferably methyl or ethyl.

Substituted lower alkyl is lower alkyl as defined above where one or more substituents may be present, such as amino, N-lower alkylamino, N,N-di-lower alkylamino, N-lower alkanoylamino, N,N-di-lower alkanoylamino, hydroxy, lower alkoxy, lower alkanoyl, lower alkanoyloxy, cyano, nitro, carboxy, lower alkoxy-carbonyl, carbamoyl, amidino, guanidino, ureido, mercapto, lower alkylthio, halogen or a heterocyclic radical.

Substituted lower alkyl R_2 is preferably lower alkyl substituted by N,N-di-lower alkylamino or lower alkyl-piperidyl.

Substituted lower alkyl Z is preferably lower alkyl substituted by halogen such as especially trifluoromethyl.

Mono- or di-substituted amino-sulfonyl is amino-sulfonyl, wherein the amino group is substituted by one or two radicals selected independently of one another from e.g. unsubstituted or substituted lower alkyl or a heterocyclic radical.

Unsubstituted, mono- or di-substituted amino-sulfonyl R_1 is preferably unsubstituted amino-sulfonyl.

Mono- or di-substituted amino is amino substituted by one or two radicals selected independently of one another from e.g. unsubstituted or substituted lower alkyl or a heterocyclic radical.

Mono- or di-substituted amino R_1 is preferably N-lower alkylamino or N,N-di-lower alkylamino, respectively.

Mono- or di-substituted amino R_4 is preferably N-lower alkylamino or N,N-di-lower alkylamino, respectively.

R_4 -lower alkyl-X-, wherein R_4 is halogen, includes that the lower alkyl moiety of R_4 -lower alkyl-X- is substituted with more than one halogen atom, i.e. with up to three halogen atoms, and is preferably trifluoro-lower-alkyl-X.

A heterocyclic radical contains especially up to 20 carbon atoms including possible substituents and is an unsaturated, partially unsaturated, or preferably saturated monocyclic radical having from 4 or 8 ring members and from 1 to 4, especially from 1 to 3, and most preferably 1 or 2 heteroatoms which are preferably selected from nitrogen, oxygen and sulfur, or a bi- or tri-cyclic radical wherein, for example, one or two benzene radicals are annellated (fused) to the mentioned monocyclic radical. The heterocyclic radical is optionally substituted by one or more radicals such as e.g. unsubstituted or substituted lower alkyl.

In heterocyclyl-NH- and heterocyclyl-O-, the heterocyclyl moiety is as defined for a heterocyclic radical in the preceding paragraph with the proviso that it is bound to NH and O, respectively, via a carbon ring atom and is preferably piperidyl substituted by lower alkyl, such as especially 2,2,6,6-tetramethyl-piperidin-4-yl or 1-methyl-piperidin-4-yl.

A heterocyclic radical R_1 is preferably lower alkyl-piperaziny, especially 4-lower alkyl-piperazin-1-yl.

The heterocyclic ring formed by two vicinal R_1 substituents together with the phenyl carbon atoms to which they are attached contains especially up to 20 carbon atoms including possible substituents and is an unsaturated, partially unsaturated, or saturated monocyclic radical having from 4 or 8 ring members and from 1 to 3 heteroatoms which are preferably selected from nitrogen, oxygen and sulfur. The heterocyclic ring is optionally substituted by one or more radicals such as e.g. oxo (=O), thioxo (=S), or unsubstituted or substituted lower alkyl. Preferably this ring is a thiazol, 1-oxo-thiazol or dioxol ring.

Lower alkyl substituted by a heterocyclic radical R_1 is preferably lower alkyl substituted by lower alkyl-piperaziny, especially by 4-lower alkyl-piperazin-1-yl.

A heterocyclic radical R₄ is preferably morpholinyl, especially morpholin-4-yl, or lower alkyl-piperidyl, especially 1-lower alkyl-piperidin-4-yl.

A heterocyclic radical R₅ is preferably lower alkyl-piperazinyl, especially 4-lower alkyl-piperazin-1-yl.

A heterocyclic radical R₂ is preferably bound to the rest of the molecule of formula I via a carbon ring atom and is especially piperidyl, such as piperidin-4-yl, lower alkyl-piperidyl, such as 1-lower alkyl-piperidin-4-yl, or tetrahydro-pyranyl, such as tetrahydro-pyran-4-yl.

Etherified hydroxy is, for example, alkoxy, especially lower alkoxy, such as methoxy, ethoxy and tert-butoxy.

Etherified hydroxy R₅ is preferably lower alkoxy, especially ethoxy or tert-butoxy.

Etherified hydroxy Z is preferably lower alkoxy, especially methoxy or ethoxy, or phenyl-lower alkoxy, wherein the phenyl moiety is preferably unsubstituted or substituted by e.g. unsubstituted or substituted lower alkyl.

Esterified hydroxy is preferably hydroxy esterified by an organic carboxylic acid, such as alkanolic acid, and is for example lower alkanoyloxy.

Halogen is primarily fluorine, chlorine, bromine, or iodine, especially fluorine, chlorine, or bromine.

Halogen Z is preferably chloro.

X is preferably -O-.

m is preferably from 1 to 3.

n is preferably 1 or 2.

R₁ is preferably attached to the phenyl ring in the meta and/or para position.

Z is preferably attached to the phenyl ring in the meta and/or para position.

R₄ is preferably mono- or di-substituted amino, or a heterocyclic radical.

Salts are especially the pharmaceutically acceptable salts of compounds of formula I.

Such salts are formed, for example, as acid addition salts, preferably with organic or inorganic acids, from compounds of formula I with a basic nitrogen atom, especially the pharmaceutically acceptable salts.

In the presence of negatively charged radicals, such as carboxy or sulfo, salts may also be formed with bases, e.g. metal or ammonium salts, such as alkali metal or alkaline earth metal salts, or ammonium salts with ammonia or suitable organic amines, such as tertiary monoamines.

In the presence of a basic group and an acid group in the same molecule, a compound of formula I may also form internal salts.

For isolation or purification purposes it is also possible to use pharmaceutically unacceptable salts, for example picrates or perchlorates. Only the pharmaceutically acceptable salts or free compounds (if the occasion arises, in the form of pharmaceutical compositions) attain therapeutic use, and these are therefore preferred.

In view of the close relationship between the novel compounds in free form and in the form of their salts, including those salts that can be used as intermediates, for example in the purification or identification of the novel compounds, hereinbefore and hereinafter any reference to the free compounds is to be understood as referring also to the corresponding salts, as appropriate and expedient.

The compounds of formula I have valuable, pharmacologically useful properties. In particular they are useful for the treatment of proliferative disorders such as especially solid cancers like for example non-small cell lung cancer, squamous carcinoma (head and neck), breast,

gastric, ovarian, colon and prostate cancers and gliomas, as well as leukemias, such as especially acute myeloid leukemia (AML) and chronic myeloid leukemia (CML).

The compounds of formula I are effective especially as protein tyrosine kinase inhibitors and/or (furthermore) as inhibitors of serine/threonine protein kinases; they exhibit, for example, powerful inhibition of the tyrosine kinase activity of the epidermal growth factor receptor (EGF-R) and of ErbB-2 kinase. These two protein tyrosine kinase receptors, together with their family members ErbB-3 and ErbB-4, play a key role in signal transmission in a large number of mammalian cells, including human cells, especially epithelial cells, cells of the immune system and cells of the central and peripheral nervous system. For example, in various cell types, EGF-induced activation of receptor-associated protein tyrosine kinase is a prerequisite for cell division and hence for the proliferation of the cell population. Most importantly, overexpression of the EGF-R (HER-1) and/or ErbB-2 (HER-2) has been observed in substantial fractions of many human tumours. EGF-R, e.g., was found to be overexpressed in non-small cell lung cancers, squameous carcinoma (head and neck), breast, gastric, ovarian, colon and prostate cancers as well as in gliomas. ErbB-2 was found to be overexpressed in squameous carcinoma (head and neck), breast, gastric, and ovarian cancers as well as in gliomas.

In addition to inhibiting the tyrosine kinase activity of the EGF-R, the compounds of formula I also inhibit to varying extents other protein tyrosine kinases that are involved in signal transmission mediated by trophic factors, specially the vascular endothelial growth factor (VEGF) receptor family (e.g. KDR, Flt-1) but also abl kinase, especially v-abl, Flt-3, kinases from the family of Src, especially c-Src, Lck and Fyn, the other members of the EGF receptor family such as ErbB-3 (HER-3) and ErbB-4 (HER-4), CSF-1 receptor, c-Kit, FGF receptor and the cyclin-dependent kinases CDK1 and CDK2, all of which play a part in growth regulation and transformation in mammalian cells, including human cells.

The inhibition of EGF-R tyrosine kinase activity can be demonstrated using known methods, for example using the recombinant intracellular domain of the EGF-receptor [EGF-R ICD; see, for example, E. McGlynn et al., *Europ. J. Biochem.* **207**, 265-275 (1992)]. Compared with the control without inhibitor, the compounds of formula I inhibit

the enzyme activity by 50 % (IC_{50}), for example in a concentration of from 0.0005 to 0.5 μ M, especially from 0.001 to 0.1 μ M.

As well as or instead of inhibiting EGF-R tyrosine kinase activity, the compounds of formula I also inhibit other members of this family of receptors, like ErbB-2. The inhibitory activity (IC_{50}) is approximately in the range of 0.001 to 0.5 μ M. The inhibition of ErbB-2 tyrosine kinase (HER-2) can be determined, for example, analogously to the method used for EGF-R protein tyrosine kinase [see C. House et al., *Europ. J. Biochem.* **140**, 363-367 (1984)]. The ErbB-2 kinase can be isolated, and its activity determined, by means of protocols known *per se*, for example in accordance with T. Akiyama et al., *Science* **232**, 1644 (1986).

Surprisingly, the compounds of formula I especially also inhibit the tyrosine kinase activity of the VEGF receptor family very potently. The compounds of the present invention are therefore very effective dual inhibitors of EGF- and VEGF-receptor family members. For inhibition of KDR and Flt-1 and inhibition of growth factor-induced proliferation of HUVECS see J. Wood et al., *Cancer Res.* **60**, 2178-2189 (2000). The compounds of formula I inhibit e.g. the KDR tyrosine kinase activity with an IC_{50} of from about 1 nM to about 1 μ M, especially from about 5 nM to about 0.5 μ M.

The action of the compounds of formula I on EGF-induced phosphorylation of the EGF-R can be determined in the human A431 epithelial carcinoma cell line by means of an ELISA which is described in U. Trinks et al., *J. Med. Chem.* **37:7**, 1015-1027 (1994). In that test (EGF-R ELISA) the compounds of formula I exhibit an IC_{50} of approximately from 0.001 to 1 μ M.

The compounds of formula I potently inhibit the growth of EGF-R overexpressing NCI-H596 non-small cell lung carcinoma cells [see e.g. W. Lei, et al., *Anticancer Res.* **19(1A)**, 221-228 (1999)] at an IC_{50} of approximately 0.01 to 1 μ M. In the same range of activity, the compounds of formula I also potently inhibit the growth of ErbB-2-overexpressing BT474 human breast cancer cells. The test procedures are adapted from T. Meyer et al., *Int. J. Cancer* **43**, 851 (1989). The inhibitory activity of the compounds of formula I is determined, briefly, as follows: NCI-H596 cells (10 000/microtitre plate well) are transferred to 96-well microtitre plates. The test compounds [dissolved in dimethyl sulfoxide (DMSO)] are added in

a series of concentrations (dilution series) in such a manner that the final concentration of DMSO is not greater than 1 % (v/v). After the addition, the plates are incubated for three days during which the control cultures without test compound are able to undergo at least three cell-division cycles. The growth of the NCI-H596 cells is measured by means of methylene blue staining: after the incubation the cells are fixed with glutaraldehyde, washed with water and stained with 0.05 % methylene blue. After a washing step the stain is eluted with 3 % HCl and the optical density (OD) per well of the microtitre plate is measured using a Titertek Multiskan (Titertek, Huntsville, AL, USA) at 665 nm. IC₅₀ values are determined by a computer-aided system using the formula:

$$IC_{50} = [(OD_{test} - OD_{start}) / (OD_{control} - OD_{start})] \times 100.$$

The IC₅₀ value in those experiments is given as that concentration of the test compound in question that results in a cell count that is 50 % lower than that obtained using the control without inhibitor. The compounds of formula I exhibit inhibitory activity with an IC₅₀ in the range from approximately 0.01 to 1 µM.

The compounds of formula I exhibit inhibition of the growth of tumour cells also *in vivo*, as shown, for example, by the test described below: the test is based on inhibition of the growth of the human squamous lung carcinoma cell line NCI-H596 [ATCC HTB 178; American Type Culture Collection, Rockville, Maryland, USA; see Santon, J.B., et al., *Cancer Research* **46**, 4701-4705 (1986) and Ozawa, S., et al., *Int. J. Cancer* **40**, 706-710 (1987)], which is transplanted into female BALB/c nude mice (Bornholtgard, Denmark). That carcinoma exhibits a growth that correlates with the extent of the expression of the EGF-R. Tumours are established after subcutaneous (s.c.) injection of cells [a minimum of 2 x 10⁶ cells in 100 µl phosphate-buffered saline (PBS) or medium] in carrier mice (4-8 mice). Injections are made s.c. in the left flank of the mouse mid-way between the tail and the head. The resulting tumours are serially passaged for a minimum of three consecutive transplantations prior to start of the treatment. During this time tumour growth rates stabilize. Tumours are not passaged more than 12 times. For the therapy experiment tumour fragments of roughly 25 mg are transplanted s.c. into the left flank of the animals using a 13-gauge trocar needle under Forene® (Abbott, Switzerland) anesthesia. Tumour growth and body weights are monitored twice per week. All treatments are initiated when the tumour attains a volume of 100 to 250 mm³. The tumour volumes are calculated using the known formula Length x

$\text{Diameter}^2 \times \pi/6$ [see Evans, B.D., et al., Brit. J. Cancer 45, 466-8 (1982)]. Antitumour activity is expressed as T/C % (mean increase of tumour volumes of treated animals divided by the mean increase of tumour volumes of control animals multiplied by 100 %). At a dose of from 3 to 100 mg/kg of active ingredient, distinct inhibition of the tumour growth is found, for example T/C % values of less than 50.

The compounds of formula I may inhibit other protein tyrosine kinases that are involved in signal transmission mediated by trophic factors, for example abl kinase, such as especially v-abl kinase (IC_{50} for example from 0.01 to 5 μM), kinases from the family of the src kinases, such as especially c-src kinase (IC_{50} for example from 0.1 to 10 μM) and serine/threonine kinases, for example protein kinase C, especially A-Raf, B-Raf and c-Raf and subfamilies thereof, all of these kinases being involved in growth regulation and transformation in mammalian cells, including human cells.

The above-mentioned inhibition of v-abl tyrosine kinase is determined by the methods of N. Lydon et al., Oncogene Research 5, 161-173 (1990) and J. F. Geissler et al., Cancer Research 52, 4492-4498 (1992). In those methods [Val^5]-angiotensin II and [$\gamma\text{-}^{32}\text{P}$]-ATP are used as substrates.

The compounds of formula I which inhibit the tyrosine kinase activity of the EGF-R or of the other protein tyrosine kinases mentioned are therefore useful, for example, in the treatment of benign or malignant tumours. The compounds of formula I are e.g. able to simultaneously inhibit the growth of tumours with deregulated EGF-R and/or ErbB-2 activity as well as to inhibit the vascularisation of solid tumours triggered by VEGF. This combined activity leads to an improved antitumour effect (see also WO 02/41882). Moreover, the use of a dual inhibitor reduces the risk of drug-drug interactions and further reduces the total drug load as compared to a combination therapy. The compounds of formula I are capable of slowing down tumour growth or effecting tumour regression and of preventing the formation of tumour metastases and the growth of micrometastases. They can be used especially in the case of epidermal hyperproliferation (psoriasis), in the treatment of solid cancers like for example non-small cell lung cancer, squamous carcinoma (head and neck), breast, gastric, ovarian, colon and prostate cancers as well as gliomas and in the treatment of leukemias, such as especially acute myeloid leukemia (AML) and chronic myeloid leukemia (CML). In addition, the compounds of formula I can be used in the treatment of those disorders of the

immune system in which several or, especially, individual protein tyrosine kinases and/or (furthermore) serine/threonine protein kinases are involved; the compounds of formula I can also be used in the treatment of those disorders of the central or peripheral nervous system in which signal transmission by several or, especially, a single protein tyrosine kinase(s) and/or (furthermore) serine/threonine protein kinase(s) is/are involved.

In general, the present invention relates also to the use of the compounds of formula I for the inhibition of the mentioned protein kinases, in particular to their use for the dual inhibition of EGF- and VEGF-receptor family members.

The compounds according to the invention can be used both alone and in combination with other pharmacologically active compounds, for example together with inhibitors of the enzymes of polyamine synthesis, inhibitors of protein kinase C, inhibitors of other tyrosine kinases, cytokines, negative growth regulators, for example TGF- β or IFN- β , aromatase inhibitors, antioestrogens and/or cytostatic drugs.

With the groups of preferred compounds of formula I mentioned hereinafter, definitions of substituents from the general definitions mentioned hereinbefore may reasonably be used, for example, to replace more general definitions with more specific definitions or especially with definitions characterized as being preferred.

Preference is given to a compound of formula I, wherein
m is an integer from 1 to 5;

R₁ is unsubstituted, mono- or di-substituted amino-sulfonyl; unsubstituted, mono- or di-substituted amino; a heterocyclic radical; lower alkyl substituted by a heterocyclic radical; a radical R₄-lower alkyl-X-, wherein R₄ is hydrogen, unsubstituted, mono- or di-substituted amino, or a heterocyclic radical, and X is -S- or -O-; or a radical R₅-C(=O)-, wherein R₅ is hydrogen, unsubstituted or substituted lower alkyl, free or etherified hydroxy, unsubstituted, mono- or di-substituted amino, or a heterocyclic radical; wherein the R₁ substituents are selected independently of one another if m>1;

or two vicinal R₁ substituents together with the phenyl carbon atoms to which they are attached form a heterocyclic ring;

R₂ is hydrogen, unsubstituted or substituted lower alkyl or a heterocyclic radical;

R_3 is a radical of the formula Ia, wherein n is from 1 to 5 and Z is halogen; unsubstituted or substituted lower alkyl; or free, etherified or esterified hydroxy; wherein the Z substituents are selected independently of one another if $n > 1$;

or two vicinal Z substituents together with the phenyl carbon atoms to which they are attached form a heterocyclic ring; and

R_3' is hydrogen;

with the proviso that R_1 is not methoxy if m and n are both 1, R_2 is hydrogen and Z is fluoro; and the salts thereof.

Preference is further also given to a compound of formula I, wherein

m is an integer from 1 to 5;

R_1 is unsubstituted, mono- or di-substituted amino-sulfonyl; unsubstituted, mono- or di-substituted amino; a heterocyclic radical; lower alkyl substituted by a heterocyclic radical; a radical R_4 -lower alkyl-X-, wherein R_4 is hydrogen, unsubstituted, mono- or di-substituted amino, or a heterocyclic radical, and X is -S- or -O-; or a radical R_5 -C(=O)-, wherein R_5 is hydrogen, unsubstituted or substituted lower alkyl, free or etherified hydroxy, unsubstituted, mono- or di-substituted amino, or a heterocyclic radical; wherein the R_1 substituents are selected independently of one another if $m > 1$;

or two vicinal R_1 substituents together with the phenyl carbon atoms to which they are attached form a heterocyclic ring;

R_2 is hydrogen;

R_3 is a radical of the formula Ia, wherein n is from 1 to 5 and Z is halogen; unsubstituted or substituted lower alkyl; or free, etherified or esterified hydroxy; wherein the Z substituents are selected independently of one another if $n > 1$;

or two vicinal Z substituents together with the phenyl carbon atoms to which they are attached form a heterocyclic ring; and

R_3' is hydrogen;

with the proviso that R_1 is not methoxy if m and n are both 1, R_2 is hydrogen and Z is fluoro; and the salts thereof.

Special preference is given to a compound of formula I, wherein

m is an integer from 1 to 3;

R_1 is amino-sulfonyl; mono- or di-substituted amino; a heterocyclic radical; lower alkyl substituted by a heterocyclic radical; a radical R_4 -lower alkyl-X-, wherein R_4 is hydrogen,

mono- or di-substituted amino, or a heterocyclic radical, and X is -S- or -O-; or a radical R₅-C(=O)-, wherein R₅ is lower alkyl, free or etherified hydroxy, or a heterocyclic radical; wherein the R₁ substituents are selected independently of one another if m>1; or two vicinal R₁ substituents together with the phenyl carbon atoms to which they are attached form a heterocyclic ring;

R₂ is hydrogen;

R₃ is a radical of the formula Ia, wherein n is from 1 to 3 and Z is halogen; lower alkyl; or free or etherified hydroxy; wherein the Z substituents are selected independently of one another if n>1;

or two vicinal Z substituents together with the phenyl carbon atoms to which they are attached form a heterocyclic ring; and

R₃' is hydrogen;

with the proviso that R₁ is not methoxy if m and n are both 1, R₂ is hydrogen and Z is fluoro; and the salts thereof.

Very special preference is given to a compound of formula I, wherein m is an integer from 1 to 3;

R₁ is lower alkyl-sulfonyl; amino-sulfonyl; N,N-di-lower alkylamino; piperazinyl; lower alkyl-piperazinyl; tetrazolyl; lower alkyl substituted by lower alkyl-piperazinyl, hydroxy-lower alkyl-piperazinyl, piperidyl-amino or piperidyl-oxy wherein the piperidyl moiety is substituted by 1 to 4 lower alkyl radicals; a radical R₄-lower alkyl-X-, wherein R₄ is hydrogen, halogen, N,N-di-lower alkylamino, morpholinyl or lower alkyl-piperidyl, and X is -S- or -O-; or a radical R₅-C(=O)-, wherein R₅ is lower alkyl, hydroxy, lower alkoxy or lower alkyl-piperazinyl; wherein the R₁ substituents are selected independently of one another if m>1; or two vicinal R₁ substituents together with the phenyl carbon atoms to which they are attached form a thiazol or 1-oxo-thiazol ring;

R₂ is hydrogen lower alkyl, N,N-di-lower alkylamino-lower alkyl, lower alkyl-piperidyl or lower alkyl-piperidyl-lower alkyl;

R₃ is a radical of the formula Ia, wherein n is 0, 1 or 2 and Z is halogen, lower alkyl, tri-halogen-lower alkyl, hydroxy, lower alkoxy or phenyl-lower alkoxy; wherein the Z substituents are selected independently of one another if n is 2;

or two Z radicals together form a dioxol ring; and

R₃' is hydrogen;

with the proviso that R₁ is not methoxy if m and n are both 1, R₂ is hydrogen and Z is fluoro;

and the salts thereof.

Very special preference is further given to a compound of formula I, wherein

m is an integer from 1 to 3;

R₁ is amino-sulfonyl; N,N-di-lower alkylamino; lower alkyl-piperazinyl; lower alkyl substituted by lower alkyl-piperazinyl; a radical R₄-lower alkyl-X-, wherein R₄ is hydrogen, N,N-di-lower alkylamino, morpholinyl or lower alkyl-piperidyl, and X is -S- or -O-; or a radical R₅-C(=O)-, wherein R₅ is lower alkyl, hydroxy, lower alkoxy or lower alkyl-piperazinyl; wherein the R₁ substituents are selected independently of one another if m>1;

or two vicinal R₁ substituents together with the phenyl carbon atoms to which they are attached form a thiazol or 1-oxo-thiazol ring;

R₂ is hydrogen;

R₃ is a radical of the formula Ia, wherein n is 1 or 2 and Z is halogen, lower alkyl, hydroxy, lower alkoxy or phenyl-lower alkoxy; wherein the Z substituents are selected independently of one another if n is 2;

or two Z radicals together form a dioxol ring; and

R₃' is hydrogen;

with the proviso that R₁ is not methoxy if m and n are both 1, R₂ is hydrogen and Z is fluoro; and the salts thereof.

Very special preference is also given to a compound of formula I, wherein

m, R₁, R₂, R₃ and R₃' have the meanings as defined for a compound of formula I, especially as defined for the preferred compounds of formula I, with the proviso that R₁ is not a radical R₄-lower alkyl-X-, and to salts of such compounds.

Very special preference is further given to a compound of formula I, wherein

m is 1 or 2;

R₁ is amino-sulfonyl; N,N-di-lower alkylamino; lower alkyl-piperazinyl; lower alkyl substituted by lower alkyl-piperazinyl; or a radical R₅-C(=O)-, wherein R₅ is lower alkyl, hydroxy, lower alkoxy or lower alkyl-piperazinyl; wherein the R₁ substituents are selected independently of one another if m is 2;

or two vicinal R₁ substituents together with the phenyl carbon atoms to which they are attached form a thiazol or 1-oxo-thiazol ring;

R₂ is hydrogen;

R_3 is a radical of the formula Ia, wherein n is 1 or 2 and Z is halogen, lower alkyl, hydroxy, or lower alkoxy; wherein the Z substituents are selected independently of one another if n is 2; and
 R_3' is hydrogen;
and the salts thereof.

Very special preference is also given to a compound of formula I, wherein R_1 is a heterocyclic radical or lower alkyl substituted by a heterocyclic radical, and the salts thereof.

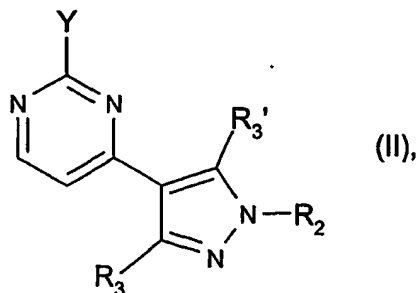
Very special preference is further also given to a compound of formula I, wherein $(R_1)_m$, R_2 , R_3 and R_3' are selected independently of one another from the different meanings given for these substituents in the Examples below, or a salt, especially a pharmaceutically acceptable salt, of such a compound.

Most special preference is given to a compound of formula I mentioned in the Examples below, or a salt, especially a pharmaceutically acceptable salt, thereof.

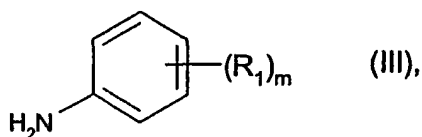
Also especially preferred are compounds of formula I, which - according to the above-described tyrosine kinase inhibition assays - inhibit HER-1, HER-2 and KDR with IC_{50} values of less than 300 nM, most preferably of less than 100 nM.

Very special preference is further given to compounds of formula I which inhibit the tyrosine kinase activity of at least one member of the EGF receptor family together with at least one member of the VEGF receptor family (dual inhibition of EGF- and VEGF-receptor family members) with IC_{50} values in the range of 0.5 nM to 0.5 μ M, especially in the range of 1 nM to 300 nM, based on the above-described tyrosine kinase inhibition assays.

The compounds of formula I or salts thereof are prepared in accordance with processes known per se, though not previously described for the manufacture of the compounds of the formula I, especially whereby
a) a compound of formula II

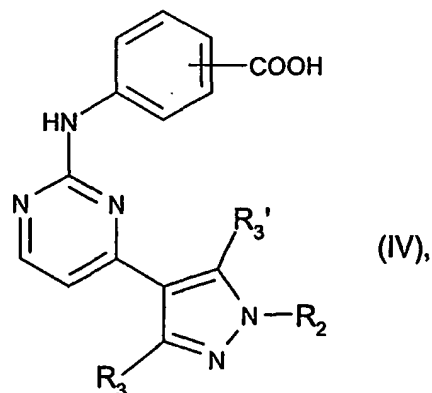


wherein Y is a leaving group such as halogen, $-S(=O)-CH_3$ or $-S(O_2)-CH_3$ and R_2 , R_3 and R_3' have the meanings as defined for a compound of formula I, is reacted with a compound of formula III



wherein m and R_1 have the meanings as defined for a compound of formula I;

b) in order to prepare a compound of formula I, wherein R_1 is a radical $R_5-C(=O)-$ in which R_5 is mono- or di-substituted amino or a heterocyclic radical that is bound to the carbonyl moiety via a nitrogen ring atom, a compound of formula IV



wherein R_2 , R_3 and R_3' have the meanings as defined for a compound of formula I, or a reactive carboxylic acid derivative thereof, is reacted with a mono- or di-substituted amine or

a heterocyclic radical containing at least one nitrogen ring atom to which a hydrogen is bound, respectively; or

c) in order to prepare a compound of formula I, wherein R_2 is unsubstituted or substituted lower alkyl or a heterocyclic radical, a compound of formula I, wherein R_2 is hydrogen, is reacted with a compound of the formula R_2-OH , wherein R_2 is unsubstituted or substituted lower alkyl or a heterocyclic radical wherein the substituted lower alkyl or the heterocyclic radical is attached to the hydroxy group of R_2-OH via a carbon atom of the lower alkyl moiety or via a carbon ring atom of the heterocyclic radical, respectively;

whereby functional groups which are present in the starting compounds of processes a) to c) and are not intended to take part in the reaction, are present in protected form if necessary, and protecting groups that are present are cleaved, whereby the said starting compounds may also exist in the form of salts provided that a salt-forming group is present and a reaction in salt form is possible;

and, if so desired, a compound of formula I thus obtained is converted into another compound of formula I, a free compound of formula I is converted into a salt, an obtained salt of a compound of formula I is converted into the free compound or another salt, and/or a mixture of isomeric compounds of formula I is separated into the individual isomers.

Description of the process variants:

Regarding process a):

The reaction between a compound of formula II, wherein Y is halogen, and a compound of formula III preferably takes place in a suitable inert solvent such as dioxane, in the presence of an acid such as HCl, at elevated temperature, preferably at around 100 °C. In a compound of formula II wherein Y is halogen, halogen is preferably chloro or bromo, especially chloro.

The reaction between a compound of formula II, wherein Y is $-S(O_2)-CH_3$, and a compound of formula III preferably takes place under those conditions described for the analogous procedure in Klutchko et al., Journal of Medicinal Chemistry, 1998, Vol. 41, No. 17, 3276-3292.

The reaction between a compound of formula II, wherein Y is $-S(=O)-CH_3$, and a compound of formula III preferably takes place in a suitable inert solvent such as 1,4-dioxane or tetrahydrofuran, in the presence of $BF_3 \cdot Et_2O$, at elevated temperature, preferably at around 100 °C.

Regarding process b):

Reaction b), that is, the formation of amide bonds, preferably takes place under standard conditions for the formation of peptide bonds (condensation reaction). In a reactive carboxylic acid derivative of a compound of the formula IV, the carboxyl group is either functionalized as activated ester (reactive form). The reactive carboxyl groups are, however, preferably synthesized in situ (for example making use of reagents customary in peptide chemistry, e.g. for the preparation of 1-hydroxybenzotriazole, succinimide- or N-hydroxysuccinimide esters, or in situ derivatisation with condensing agents, e.g. with carbodiimides, such as dicyclohexylcarbodiimide, with carbonylimidazole, with N-[(dimethylamino)-1H-1,2,3-triazolo[4,5-b]pyridin-1-ylmethylene]-N-methylmethanaminiumhexafluorophosphate-N-oxide (HATU); with 2-(1H-benzotriazol-1-yl)-1,1,3,3-tetramethyluroniumtetrafluoroborat (HBTU), with 2-(pyridon-1-yl)-1,1,3,3-tetramethyluroniumtetrafluoroborate (TPTU); or benzotriazol-1-yl-oxy-tris(dimethylamino)-phosphoniumhexafluorophosphate (BOP), or similar reagents). The condensation reaction preferably takes place in the presence of a condensing agent, especially BOP, in an aprotic polar solvent, preferably a N,N-di-(lower alkyl)-lower alkanoylamide, such as dimethylformamide, at preferred temperatures in the range from 0 to 50 °C, e.g. at room temperature.

Regarding process c):

The reaction between a compound of formula I, wherein R_2 is hydrogen, and a compound of the formula R_2-OH preferably takes place under the Mitsunobu reaction conditions such as those described in: Mitsunobu, Oyo; Synthesis 1981, p. 1 - 27.

Compounds of formula I can be transformed into different compounds of formula I. Such transformations include: reduction of a carbonyl group to a methylene group as in Example 32; ether cleavage as in Example 39; oxidation of a sulfide to a sulfoxide as in Example 45; de-chlorination as in Example 104; alkylation as in Example 117.

Additional process steps:

In the additional process steps, carried out as desired, functional groups of the starting compounds which should not take part in the reaction may be present in unprotected form or may be protected for example by one or more protecting groups. The protecting groups are then wholly or partly removed according to one of the known methods.

Protecting groups, and the manner in which they are introduced and removed are described, for example, in "Protective Groups in Organic Chemistry", Plenum Press, London, New York 1973, and in "Methoden der organischen Chemie", Houben-Weyl, 4th edition, Vol. 15/1, Georg-Thieme-Verlag, Stuttgart 1974 and in Theodora W. Greene, "Protective Groups in Organic Synthesis", John Wiley & Sons, New York 1981. A characteristic of protecting groups is that they can be removed readily, i.e. without the occurrence of undesired secondary reactions, for example by solvolysis, reduction, photolysis or alternatively under physiological conditions.

The end products of formula I may however also contain substituents that can also be used as protecting groups in starting materials for the preparation of other end products of formula I. Thus, within the scope of this text, only a readily removable group that is not a constituent of the particular desired end product of formula I is designated a "protecting group", unless the context indicates otherwise.

General process conditions:

All process steps described here can be carried out under known reaction conditions, preferably under those specifically mentioned, in the absence of or usually in the presence of solvents or diluents, preferably those that are inert to the reagents used and able to dissolve them, in the absence or presence of catalysts, condensing agents or neutralising agents, for example ion exchangers, typically cation exchangers, for example in the H⁺ form, depending on the type of reaction and/or reactants at reduced, normal, or elevated temperature, for example in the range from -100 °C to about 190 °C, preferably from about -80 °C to about 150 °C, for example at -80 to -60 °C, at RT, at -20 to 40 °C, at 0 to 100 °C or at the boiling point of the solvent used, under atmospheric pressure or in a closed vessel, if need be under pressure, and/or in an inert, for example an argon or nitrogen, atmosphere.

The invention relates also to those embodiments of the process in which one starts from a compound obtainable at any stage as an intermediate and carries out the missing steps, or

breaks off the process at any stage, or forms a starting material under the reaction conditions, or uses said starting material in the form of a reactive derivative or salt, or produces a compound obtainable by means of the process according to the invention under those process conditions, and further processes the said compound *in situ*. In the preferred embodiment, one starts from those starting materials which lead to the compounds described hereinabove as preferred.

In the preferred embodiment, a compound of formula I is prepared according to the processes and process steps defined in the Examples.

The compounds of formula I, including their salts, are also obtainable in the form of hydrates, or their crystals can include for example the solvent used for crystallisation (present as solvates).

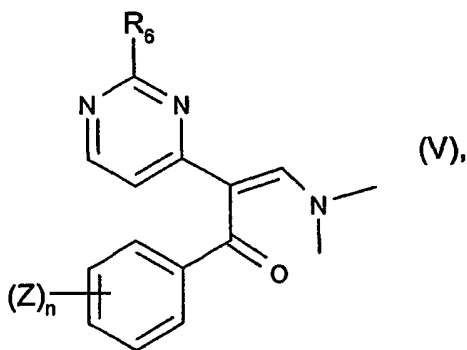
Starting materials:

New starting materials and/or intermediates, as well as processes for the preparation thereof, are likewise the subject of this invention. In the preferred embodiment, such starting materials are used and reaction conditions so selected as to enable the preferred compounds to be obtained.

The starting materials used in the above described processes a) to c) are known, capable of being prepared according to known processes, or commercially obtainable; in particular, they can be prepared using processes as described in the Examples.

In the preparation of starting materials, existing functional groups which do not participate in the reaction should, if necessary, be protected. Preferred protecting groups, their introduction and their removal are described above or in the Examples. In place of the respective starting materials and transients, salts thereof may also be used for the reaction, provided that salt-forming groups are present and the reaction with a salt is also possible. Where the term starting materials is used hereinbefore and hereinafter, the salts thereof are always included, insofar as reasonable and possible.

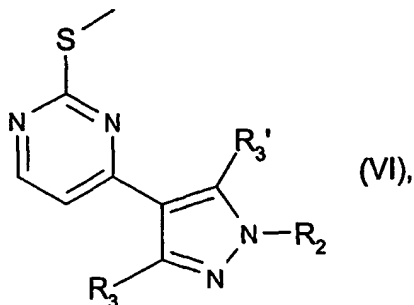
A compound of formula II, wherein Y is halogen, R₂ is hydrogen or lower alkyl, and R₃ and R₃' have the meanings as defined for a compound of formula I, can be prepared for example by reacting a compound of formula V



wherein R₆ is halogen and n and Z have the meanings as defined for a compound of formula I, with hydrazine (H₂N-NH₂) or N-lower alkyl-hydrazine (lower alkyl-NH-NH₂), respectively, in a suitable solvent, e.g. lower alcohols, such as ethanol, preferably at around room temperature.

A compound of the formula II, wherein Y is halogen, R₂ is unsubstituted or substituted lower alkyl or a heterocyclic radical, and R₃ and R₃' have the meanings as defined for a compound of formula I, can be prepared for example by reacting a compound of formula I, wherein Y is halogen, R₂ is hydrogen and R₃ and R₃' have the meanings as defined for a compound of formula I, with a compound of the formula R₂-OH, wherein R₂ is unsubstituted or substituted lower alkyl or a heterocyclic radical wherein the substituted lower alkyl or the heterocyclic radical is attached to the hydroxy group of R₂-OH via a carbon atom of the lower alkyl moiety or via a carbon ring atom of the heterocyclic radical, respectively, e.g. under the Mitsunobu reaction conditions such as those described in: Mitsunobu, Oyo; Synthesis **1981**, p. 1 – 27.

A compound of formula II, wherein Y is -S(O₂)-CH₃ and R₂, R₃ and R₃' have the meanings as defined for a compound of formula I, can be prepared for example by reacting a compound of formula VI



wherein R_2 , R_3 and R_3' have the meanings as defined for a compound of formula I, with 3-chloroperoxybenzoic acid in CHCl_3 , e.g. under those conditions described for the analogous procedure in Klutchko et al., *Journal of Medicinal Chemistry*, 1998, Vol. 41, No. 17, 3276-3292.

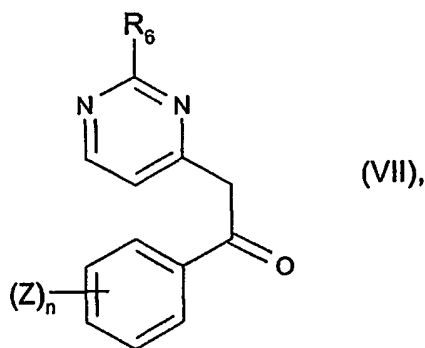
A compound of formula II, wherein Y is $-\text{S}(=\text{O})-\text{CH}_3$ and R_2 , R_3 and R_3' have the meanings as defined for a compound of formula I, can be prepared for example by reacting a compound of formula VI with 3-chloroperoxybenzoic acid under conditions such as those described in M. P. Zawistoski, *Journal of Heterocyclic Chemistry*, 1991, Volume 28, p. 657 - 665.

A compound of formula IV, or a reactive carboxylic acid derivative thereof, wherein R_2 , R_3 and R_3' have the meanings as defined for a compound of formula I, can be prepared for example by reacting a compound of formula II, wherein Y is a leaving group such as halogen, $-\text{S}(=\text{O})-\text{CH}_3$ or $-\text{S}(\text{O}_2)-\text{CH}_3$ and R_2 , R_3 and R_3' have the meanings as defined for a compound of formula I, with amino-benzoic acid, e.g. under conditions described for the reaction of a compound of formula II with a compound of formula III, and activate the carboxy group of benzoic acid thereafter.

A compound of formula VI, wherein R_2 is hydrogen or lower alkyl and R_3 and R_3' have the meanings as defined for a compound of formula I, can be prepared for example by reacting a compound of formula V, wherein R_6 is $-\text{S}-\text{CH}_3$ and n and Z have the meanings as defined for a compound of formula I, with hydrazine ($\text{H}_2\text{N}-\text{NH}_2$) or N-lower alkyl-hydrazine (lower alkyl-NH-NH₂), respectively, in a suitable solvent, e.g. lower alcohols, such as ethanol, preferably at around room temperature.

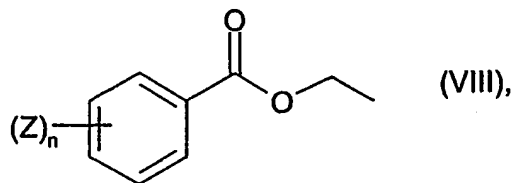
A compound of formula VI, wherein R_2 is unsubstituted or substituted lower alkyl or a heterocyclic radical, and R_3 and R_3' have the meanings as defined for a compound of formula I, can be prepared for example by reacting a compound of formula VI, wherein R_2 is hydrogen and R_3 and R_3' have the meanings as defined for a compound of formula I, with a compound of the formula R_2 -OH, wherein R_2 is unsubstituted or substituted lower alkyl or a heterocyclic radical wherein the substituted lower alkyl or the heterocyclic radical is attached to the hydroxy group of R_2 -OH via a carbon atom of the lower alkyl moiety or via a carbon ring atom of the heterocyclic radical, respectively, e.g. under the Mitsunobu reaction conditions such as those described in: Mitsunobu, Oyo; Synthesis 1981, p. 1 – 27.

A compound of formula V, wherein R_6 is halogen or $-S-CH_3$ and n and Z have the meanings as defined for a compound of formula I, can be prepared for example by reacting a compound of formula VII

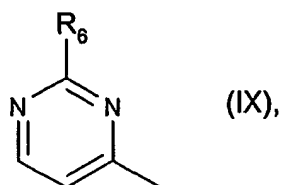


wherein R_6 is halogen or $-S-CH_3$, respectively, and n and Z have the meanings as defined for a compound of formula I, with *N,N*-dimethylformamid-dimethylacetal, at elevated temperature, preferably at around 100 °C.

A compound of formula VII, wherein R_6 is halogen and n and Z have the meanings as defined for a compound of formula I, can be prepared for example by reacting a compound of formula VIII

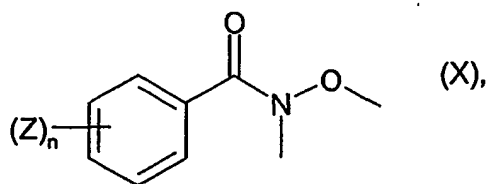


wherein n and Z have the meanings as defined for a compound of formula I, with a compound of formula IX



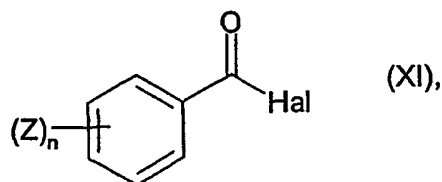
wherein R₆ is halogen, in the presence of lithiumdiisopropylamide, in a suitable organic solvent or mixture of solvents, preferably starting the reaction at reduced temperature, preferably at around -75 °C, and letting it to reach room temperature.

A compound of formula VII, wherein R₆ is -S-CH₃ and n and Z have the meanings as defined for a compound of formula I, can be prepared for example by reacting a compound of formula X



wherein n and Z have the meanings as defined for a compound of formula I, with a compound of formula IX, wherein R₆ is -S-CH₃, in the presence of lithiumdiisopropylamide, in a suitable organic solvent or mixture of solvents, preferably starting the reaction at reduced temperature, preferably at around -75 °C, and letting it to reach room temperature.

A compound of formula X, wherein n and Z have the meanings as defined for a compound of formula I, can be prepared for example by reacting a compound of formula XI



wherein Hal is halogen, such as chloro, and n and Z have the meanings as defined for a compound of formula I, with N-O-dimethylhydroxylamine HCl in CH₂Cl₂, e.g. under those conditions described for the analogous procedure in Nahm, Steven; Weinreb, Steven M.; *Tetrahedron Lett.*; **1981**; 22 (39); 3815-3818.

The remaining starting materials are known, capable of being prepared according to known processes, or commercially available; or in particular, they can be prepared using processes as described in the Examples.

Pharmaceutical compositions, methods, and uses:

The present invention relates also to pharmaceutical compositions that comprise a compound of formula I, or a pharmaceutically acceptable salt thereof, as active ingredient and that can be used especially in the treatment of the diseases mentioned at the beginning. Compositions for enteral administration, such as nasal, buccal, rectal or, especially, oral administration, and for parenteral administration, such as intravenous, intramuscular or subcutaneous administration, to warm-blooded animals, especially humans, are especially preferred. The compositions contain the active ingredient alone or, preferably, together with a pharmaceutically acceptable carrier. The dosage of the active ingredient depends upon the disease to be treated and upon the species, its age, weight, and individual condition, the individual pharmacokinetic data, and the mode of administration.

The present invention also relates to pro-drugs of a compound of formula I that convert *in vivo* to the compound of formula I as such. Any reference to a compound of formula I is therefore to be understood as referring also to the corresponding pro-drugs of the compound of formula I, as appropriate and expedient.

The invention relates also to compounds of formula I, or a pharmaceutically acceptable salt thereof, as such or in the form of a pharmaceutical composition, for use in a method for the

prophylactic or especially therapeutic treatment of the human or animal body, to a process for the preparation thereof (especially in the form of compositions for the treatment of tumours) and to a method of treating proliferative diseases, primarily tumour diseases, especially those mentioned above.

The invention relates also to processes and to the use of compounds of formula I, or a pharmaceutically acceptable salt thereof, for the preparation of pharmaceutical compositions which comprise compounds of formula I, or a pharmaceutically acceptable salt thereof, as active component (active ingredient).

If desired, the said pharmaceutical compositions may also contain further active components, for example cytostatics, and/or may be used in combination with known therapeutic processes, for example the administration of hormones or radiation.

Preference is given for a pharmaceutical composition which is suitable for administration to a warm-blooded animal, especially humans or commercially useful mammals suffering from a disease which responds to an inhibition of a protein tyrosine kinase, especially to a dual inhibition of EGF- and VEGF-receptor family members, especially a neoplastic disease, comprising an effective quantity of a compound of formula I for the inhibition of a protein tyrosine kinase, especially for the dual inhibition of EGF- and VEGF-receptor family members, or a pharmaceutically acceptable salt thereof, together with at least one pharmaceutically acceptable carrier.

A pharmaceutical composition for the prophylactic or especially therapeutic management of neoplastic and other proliferative diseases of a warm-blooded animal, especially a human or a commercially useful mammal requiring such treatment, especially suffering from such a disease, comprising as active ingredient in a quantity that is prophylactically or especially therapeutically active against said diseases a compound of formula I, or a pharmaceutically acceptable salt thereof, is likewise preferred.

The pharmaceutical compositions comprise from approximately 1% to approximately 95% active ingredient, single-dose administration forms comprising in the preferred embodiment from approximately 20% to approximately 90% active ingredient and forms that are not of single-dose type comprising in the preferred embodiment from approximately 5% to

approximately 20% active ingredient. Unit dose forms are, for example, coated and uncoated tablets, ampoules, vials, suppositories or capsules. Examples are capsules containing from about 0.05 g to about 1.0 g of active substance.

The pharmaceutical compositions of the present invention are prepared in a manner known *per se*, for example by means of conventional mixing, granulating, coating, dissolving or lyophilising processes.

The invention relates likewise to a process or a method for the treatment of one of the pathological conditions mentioned hereinabove, especially a disease which responds to an inhibition of a protein tyrosine kinase, especially to a dual inhibition of EGF- and VEGF-receptor family members, especially a corresponding neoplastic disease. The compounds of formula I, or pharmaceutically acceptable salts thereof, can be administered as such or in the form of pharmaceutical compositions, prophylactically or therapeutically, preferably in an amount effective against the said diseases, to a warm-blooded animal, for example a human, requiring such treatment, the compounds especially being used in the form of pharmaceutical compositions. In the case of an individual having a bodyweight of about 70 kg the daily dose administered is from approximately 0.1 g to approximately 5 g, preferably from approximately 0.5 g to approximately 2 g, of a compound of the present invention.

The present invention relates especially also to the use of a compound of formula I, or a pharmaceutically acceptable salt thereof, especially a compound of formula I which is said to be preferred, or a pharmaceutically acceptable salt thereof, as such or in the form of a pharmaceutical composition with at least one pharmaceutically acceptable carrier, for the therapeutic and also prophylactic management of one or more of the diseases mentioned hereinabove, preferably a disease which responds to an inhibition of a protein tyrosine kinase, especially to a dual inhibition of EGF- and VEGF-receptor family members, especially a neoplastic disease, in particular if the said disease responds to an inhibition of a protein tyrosine kinase, especially to a dual inhibition of EGF- and VEGF-receptor family members.

The present invention relates especially also to the use of a compound of formula I, or a pharmaceutically acceptable salt thereof, especially a compound of formula I which is said to be preferred, or a pharmaceutically acceptable salt thereof, for the preparation of a

pharmaceutical composition for the therapeutic and also prophylactic management of one or more of the diseases mentioned hereinabove, especially a neoplastic disease, in particular if the disease responds to an inhibition of a protein tyrosine kinase, especially to a dual inhibition of EGF- and VEGF-receptor family members.

A compound of formula I may also be used to advantage in combination with other antiproliferative agents. Such antiproliferative agents include, but are not limited to aromatase inhibitors, antiestrogens, topoisomerase I inhibitors, topoisomerase II inhibitors, microtubule active agents, alkylating agents, histone deacetylase inhibitors, farnesyl transferase inhibitors, COX-2 inhibitors, MMP inhibitors, mTOR inhibitors, antineoplastic antimetabolites, platin compounds, compounds decreasing the protein kinase activity and further anti-angiogenic compounds, gonadorelin agonists, anti-androgens, bengamides, bisphosphonates, antiproliferative antibodies and temozolomide (TEMODAL®).

The term "aromatase inhibitors" as used herein relates to compounds which inhibit the estrogen production, i.e. the conversion of the substrates androstenedione and testosterone to estrone and estradiol, respectively. The term includes, but is not limited to steroids, especially exemestane and formestane and, in particular, non-steroids, especially aminoglutethimide, vorozole, fadrozole, anastrozole and, very especially, letrozole. Exemestane can be administered, e.g., in the form as it is marketed, e.g. under the trademark AROMASIN™. Formestane can be administered, e.g., in the form as it is marketed, e.g. under the trademark LENTARON™. Fadrozole can be administered, e.g., in the form as it is marketed, e.g. under the trademark AFEMA™. Anastrozole can be administered, e.g., in the form as it is marketed, e.g. under the trademark ARIMIDEX™. Letrozole can be administered, e.g., in the form as it is marketed, e.g. under the trademark FEMARA™ or FEMAR™. Aminoglutethimide can be administered, e.g., in the form as it is marketed, e.g. under the trademark ORIMETEN™.

A combination of the invention comprising an antineoplastic agent which is an aromatase inhibitor is particularly useful for the treatment of hormone receptor positive breast tumours.

The term "antiestrogens" as used herein relates to compounds which antagonize the effect of estrogens at the estrogen receptor level. The term includes, but is not limited to tamoxifen, fulvestrant, raloxifene and raloxifene hydrochloride. Tamoxifen can be administered, e.g., in the form as it is marketed, e.g. under the trademark NOLVADEX™.

Raloxifene hydrochloride can be administered, e.g., in the form as it is marketed, e.g. under the trademark EVISTA™. Fulvestrant can be formulated as disclosed in US 4,659,516 or it can be administered, e.g., in the form as it is marketed, e.g. under the trademark FASLODEX™.

The term "topoisomerase I inhibitors" as used herein includes, but is not limited to topotecan, irinotecan, 9-nitrocamptothecin and the macromolecular camptothecin conjugate PNU-166148 (compound A1 in WO99/17804). Irinotecan can be administered, e.g., in the form as it is marketed, e.g. under the trademark CAMPTOSAR™. Topotecan can be administered, e.g., in the form as it is marketed, e.g. under the trademark HYCAMTIN™.

The term "topoisomerase II inhibitors" as used herein includes, but is not limited to the anthracyclines doxorubicin (including liposomal formulation, e.g. CAELYX™), epirubicin, idarubicin and nemorubicin, the anthraquinones mitoxantrone and loxoxantrone, and the podophyllotoxines etoposide and teniposide. Etoposide can be administered, e.g., in the form as it is marketed, e.g. under the trademark ETOPOPHOS™. Teniposide can be administered, e.g., in the form as it is marketed, e.g. under the trademark VM 26-BRISTOL™. Doxorubicin can be administered, e.g., in the form as it is marketed, e.g. under the trademark ADRIBLASTIN™. Epirubicin can be administered, e.g., in the form as it is marketed, e.g. under the trademark FARMORUBICIN™. Idarubicin can be administered; e.g., in the form as it is marketed, e.g. under the trademark ZAVEDOS™. Mitoxantrone can be administered, e.g., in the form as it is marketed, e.g. under the trademark NOVANTRON™.

The term "microtubule active agents" relates to microtubule stabilizing and microtubule destabilizing agents including, but not limited to the taxanes paclitaxel and docetaxel, the vinca alkaloids, e.g., vinblastine, especially vinblastine sulfate, vincristine especially vincristine sulfate, and vinorelbine, discodermolide and epothilones, such as epothilone B and D. Docetaxel can be administered, e.g., in the form as it is marketed, e.g. under the trademark TAXOTERE™. Vinblastine sulfate can be administered, e.g., in the form as it is marketed, e.g. under the trademark VINBLASTIN R.P.™. Vincristine sulfate can be administered, e.g., in the form as it is marketed, e.g. under the trademark FARMISTIN™. Discodermolide can be obtained, e.g., as disclosed in US 5,010,099.

The term "alkylating agents" as used herein includes, but is not limited to cyclophosphamide, ifosfamide and melphalan. Cyclophosphamide can be administered, e.g., in the form as it is marketed, e.g. under the trademark CYCLOSTIN™. Ifosfamide can be administered, e.g., in the form as it is marketed, e.g. under the trademark HOLOXAN™.

The term "histone deacetylase inhibitors" relates to compounds which inhibit the histone deacetylase and which possess antiproliferative activity.

The term "farnesyl transferase inhibitors" relates to compounds which inhibit the farnesyl transferase and which possess antiproliferative activity.

The term "COX-2 inhibitors" relates to compounds which inhibit the cyclooxygenase type 2 enzyme (COX-2) and which possess antiproliferative activity such as celecoxib (Celebrex®), rofecoxib (Vioxx®) and lumiracoxib (COX189).

The term "MMP inhibitors" relates to compounds which inhibit the matrix metalloproteinase (MMP) and which possess antiproliferative activity.

The term "mTOR inhibitors" relates to compounds which inhibit the mammalian target of rapamycin (mTOR) and which possess antiproliferative activity such as sirolimus (Rapamune®), everolimus (Certican™), CCI-779 and ABT578.

The term "antineoplastic antimetabolites" includes, but is not limited to 5-fluorouracil, tegafur, capecitabine, cladribine, cytarabine, fludarabine phosphate, fluorouridine, gemcitabine, 6-mercaptopurine, hydroxyurea, methotrexate, edatrexate and salts of such compounds, and furthermore ZD 1694 (RALTITREXED™), LY231514 (ALIMTA™), LY264618 (LOMOTREXOL™) and OGT719.

The term "platin compounds" as used herein includes, but is not limited to carboplatin, cisplatin and oxaliplatin. Carboplatin can be administered, e.g., in the form as it is marketed, e.g. under the trademark CARBOPLAT™. Oxaliplatin can be administered, e.g., in the form as it is marketed, e.g. under the trademark ELOXATIN™.

The term "compounds decreasing the protein kinase activity and further anti-angiogenic compounds" as used herein includes, but is not limited to compounds which decrease the activity of e.g. the Vascular Endothelial Growth Factor (VEGF), the Epidermal Growth Factor (EGF), c-Src, protein kinase C, Platelet-derived Growth Factor (PDGF), Bcr-Abl tyrosine kinase, c-kit, Flt-3 and Insulin-like Growth Factor I Receptor (IGF-IR) and Cyclin-dependent kinases (CDKs), and anti-angiogenic compounds having another mechanism of action than decreasing the protein kinase activity.

Compounds which decrease the activity of VEGF are especially compounds which inhibit the VEGF receptor, especially the tyrosine kinase activity of the VEGF receptor, and compounds binding to VEGF, and are in particular those compounds, proteins and monoclonal antibodies generically and specifically disclosed in WO 98/35958 (describing compounds of formula I), WO 00/09495, WO 00/27820, WO 00/59509, WO 98/11223, WO 00/27819, WO 01/55114, WO 01/58899 and EP 0 769 947; those as described by M. Prewett et al in *Cancer Research* 59 (1999) 5209-5218, by F. Yuan et al in *Proc. Natl. Acad. Sci. USA*, vol. 93, pp. 14765-14770, December 1996, by Z. Zhu et al in *Cancer Res.* 58, 1998, 3209-3214, and by J. Mordenti et al in *Toxicologic Pathology*, vol. 27, no. 1, pp 14-21, 1999; in WO 00/37502 and WO 94/10202; AngiostatinTM, described by M. S. O'Reilly et al, *Cell* 79, 1994, 315-328; and EndostatinTM, described by M. S. O'Reilly et al, *Cell* 88, 1997, 277-285; compounds which decrease the activity of EGF are especially compounds which inhibit the EGF receptor, especially the tyrosine kinase activity of the EGF receptor, and compounds binding to EGF, and are in particular those compounds generically and specifically disclosed in WO 97/02266 (describing compounds of formula IV), EP 0 564 409, WO 99/03854, EP 0520722, EP 0 566 226, EP 0 787 722, EP 0 837 063, WO 98/10767, WO 97/30034, WO 97/49688, WO 97/38983 and, especially, WO 96/33980; compounds which decrease the activity of c-Src include, but are not limited to, compounds inhibiting the c-Src protein tyrosine kinase activity as defined below and to SH2 interaction inhibitors such as those disclosed in WO97/07131 and WO97/08193; compounds inhibiting the c-Src protein tyrosine kinase activity include, but are not limited to, compounds belonging to the structure classes of pyrrolopyrimidines, especially pyrrolo[2,3-d]pyrimidines, purines, pyrazopyrimidines, especially pyrazo[3,4-d]pyrimidines, pyrazopyrimidines, especially pyrazo[3,4-d]pyrimidines and pyridopyrimidines, especially pyrido[2,3-d]pyrimidines. Preferably, the term relates to those compounds disclosed in WO 96/10028, WO 97/28161, WO97/32879 and WO97/49706;

compounds which decreases the activity of the protein kinase C are especially those staurosporine derivatives disclosed in EP 0 296 110 (pharmaceutical preparation described in WO 00/48571) which compounds are protein kinase C inhibitors; further specific compounds that decrease protein kinase activity and which may also be used in combination with the compounds of the present invention are Imatinib (Gleevec®/Glivec®), PKC412, Iressa™ (ZD1839), PKI166, PTK787, ZD6474, GW2016, CHIR-200131, CEP-7055/CEP-5214, CP-547632 and KRN-633; anti-angiogenic compounds having another mechanism of action than decreasing the protein kinase activity include, but are not limited to e.g. thalidomide (THALOMID), celecoxib (Celebrex), SU5416 and ZD6126.

The term "gonadorelin agonist" as used herein includes, but is not limited to abarelix, goserelin and goserelin acetate. Goserelin is disclosed in US 4,100,274 and can be administered, e.g., in the form as it is marketed, e.g. under the trademark ZOLADEX™. Abarelix can be formulated, eg. as disclosed in US 5,843,901.

The term "anti-androgens" as used herein includes, but is not limited to bicalutamide (CASODEX™), which can be formulated, e.g. as disclosed in US 4,636,505.

The term "bengamides" relates to bengamides and derivatives thereof having aniproliferative properties.

The term "bisphosphonates" as used herein includes, but is not limited to etridonic acid, clodronic acid, tiludronic acid, pamidronic acid, alendronic acid, ibandronic acid, risedronic acid and zoledronic acid. "Etridonic acid" can be administered, e.g., in the form as it is marketed, e.g. under the trademark DIDRONEL™. "Clodronic acid" can be administered, e.g., in the form as it is marketed, e.g. under the trademark BONEFOS™. "Tiludronic acid" can be administered, e.g., in the form as it is marketed, e.g. under the trademark SKELID™. "Pamidronic acid" can be administered, e.g., in the form as it is marketed, e.g. under the trademark AREDIA™. "Alendronic acid" can be administered, e.g., in the form as it is marketed, e.g. under the trademark FOSAMAX™. "Ibandronic acid" can be administered, e.g., in the form as it is marketed, e.g. under the trademark BONDRANAT™. "Risedronic acid" can be administered, e.g., in the form as it is marketed, e.g. under the trademark

ACTONEL™. "Zoledronic acid" can be administered, e.g., in the form as it is marketed, e.g. under the trademark ZOMETA™.

The term "antiproliferative antibodies" as used herein includes, but is not limited to trastuzumab (Herceptin™), Trastuzumab-DM1, erlotinib (Tarceva™), bevacizumab (Avastin™), rituximab (Rituxan®), PRO64553 (anti-CD40) and 2C4 Antibody.

For the treatment of AML, compounds of formula I can be used in combination with standard leukemia therapies, especially in combination with therapies used for the treatment of AML. In particular, compounds of formula I can be administered in combination with e.g. farnesyltransferase inhibitors and/or other drugs used for the treatment of AML, such as Daunorubicin, Adriamycin, Ara-C, VP-16, Teniposide, Mitoxantrone, Idarubicin, Carboplatinum and PKC412.

The structure of the active agents identified by code nos., generic or trade names may be taken from the actual edition of the standard compendium "The Merck Index" or from databases, e.g. Patents International (e.g. IMS World Publications).

The above-mentioned compounds, which can be used in combination with a compound of formula I, can be prepared and administered as described in the art such as in the documents cited above.

Examples:

The following Examples serve to illustrate the invention without limiting its scope.

Temperatures are measured in degrees Celsius. Unless otherwise indicated, the reactions take place at RT.

The R_f values which indicate the ratio of the distance moved by each substance to the distance moved by the eluent front are determined on silica gel thin-layer plates (Merck, Darmstadt, Germany) by thin-layer chromatography using the respective named solvent systems.

Analytical HPLC conditions:

System 1:

Linear gradient 20-100% CH₃CN [0.1% trifluoroacetic acid (TFA)] and H₂O (0.1% TFA) in 7 min + 2 min 100% CH₃CN (0.1% TFA); detection at 215 nm, flow rate 1 mL/min at 30°C.

Column: Nucleosil 100-3 C18HD (125 x 4 mm).

System 2:

Linear gradient 2-100% CH₃CN (0.1% TFA) and H₂O (0.1% TFA) in 10 min + 2 min 100% CH₃CN (0.1% TFA); detection at 216 nm, flow rate 2 mL/min at rt. Column: Nucleosil 100-3 C18HD (125 x 4 mm).

System 3:

Linear gradient 10→90% CH₃CN in H₂O (0.1% TFA) in 10 min; detection at 215, 230, 254, 280 nm, flow rate 2 mL/min at 20 °C. Column: Nova-Pak C18HD (150 x 3.9 mm).

System 4:

10% CH₃CN in H₂O (0.1% TFA) for 5 min, then linear gradient 10→90% CH₃CN in H₂O (0.1% TFA) in 25 min; detection at 215, 230, 254, 280 nm, flow rate 2 mL/min at 20 °C. Column: Nova-Pak C18HD (150 x 3.9 mm).

System 5:

10% CH₃CN / 90% H₂O (0.1% TFA) for 1 min, then linear gradient 10→70% CH₃CN in H₂O (0.1% TFA) in 19 min, then hold 70% CH₃CN in H₂O (0.1% TFA) for 15 min; detection at 254 nm, flow rate 1.5 mL/min at 20 °C. Column: Nova-Pak C18 (4.6 x 250 mm).

System XS:

Column: (50 x 4.6 mm) packed with reversed-phase material C18-Nucleosil (Interchrom UP3ODB-5QS, Optisphere 3 µM ODB). Detection by UV absorption at 215 nm. The retention times (t_R) are given in minutes. Flow rate: 2 ml/min.

Gradient: 15% → 100% a) in b) for 2.25 min + 1.25 min 100% a). a): Acetonitrile + 0.1% TFA; b): water + 0.1% TFA.

System X1:

Column: (250 x 4.6 mm) packed with reversed-phase material C18-Nucleosil (5 µm mean particle size, with silica gel covalently derivatized with octadecylsilanes, Macherey & Nagel, Düren, Germany). Detection by UV absorption at 215 nm. The retention times (t_R) are given in minutes. Flow rate: 1 ml/min.

Gradient: 20% → 100% a) in b) for 14 min + 5 min 100% a). a): Acetonitrile + 0.1% TFA; b): water + 0.1% TFA.

System X2:

Column: (250 x 4.6 mm) packed with reversed-phase material C18-Nucleosil (5 µm mean particle size, with silica gel covalently derivatized with octadecylsilanes, Macherey & Nagel, Düren, Germany). Detection by UV absorption at 215 nm. The retention times (t_R) are given in minutes. Flow rate: 1 ml/min.

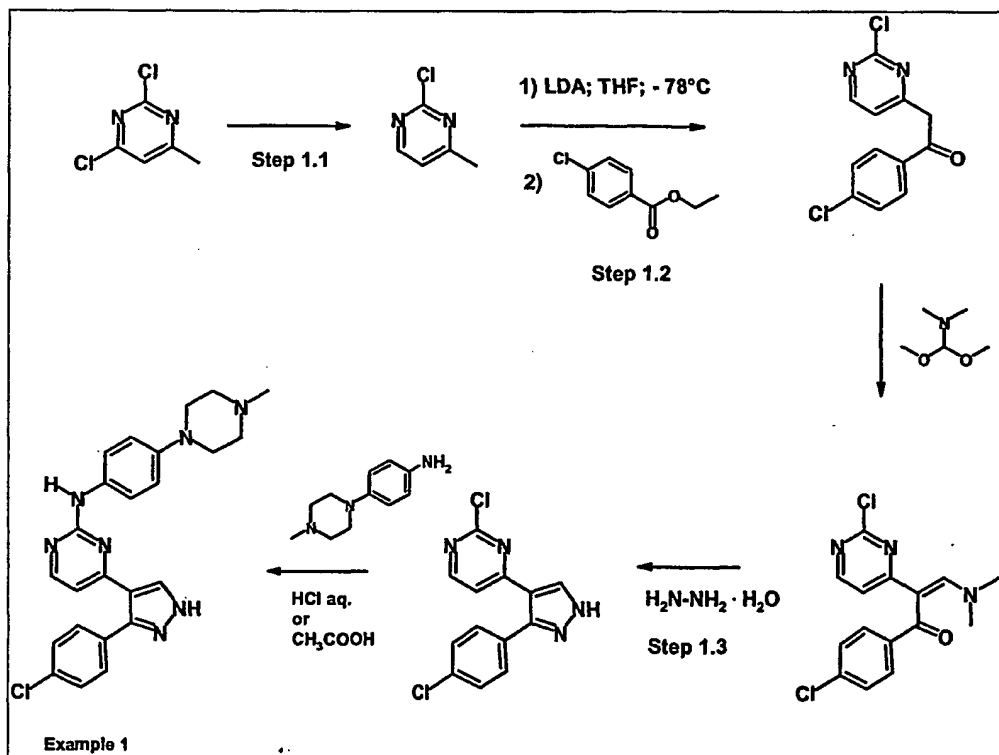
Gradient: 5% → 40% a) in b) for 9 min + 7 min 100% a). a): Acetonitrile + 0.1% TFA; b): water + 0.1% TFA.

Abbreviations:

abs.	absolute
approx.	approximately
aq.	Aqueous
BOC	tert-butoxycarbonyl
BOP	(benzotriazol-1-yloxy)-tris(dimethylamino)phosphonium-hexafluorophosphate
b.p.	boiling point
DCM	dichloromethane
DEAD	diethyl azodicarboxylate
DMF	N,N-dimethylformamide
DMF-DMA	dimethylformamide-dimethylacetal (FLUKA)
Eq.	equivalent(s)
ESI	electrospray ionization
ES-MS	electron spray-mass spectroscopy
Et	ethyl
h	hour(s)
HOAc	acetic acid
m-CPBA	3-chloroperoxybenzoic acid

MeOH	methanol
min	minute(s)
m.p.	melting point
Py-BOP	benzotriazol-1-yl-oxy-tris-pyrrolidino-phosphonium hexafluorophosphate
rt	room temperature
satd.	saturated
THF	tetrahydrofuran
TLC	thin-layer chromatography
TOF-MS	time-of-flight mass spectroscopy
t_R	retention times

General Synthetic Scheme 1:



Example 1: {4-[3-(4-Chloro-phenyl)-1H-pyrazol-4-yl]-pyrimidin-2-yl}-[4-(4-methyl-piperazin-1-yl)-phenyl]-amine

The solution of 150 mg (0.515 mMol) of 2-chloro-4-[3-(4-chloro-phenyl)-1H-pyrazol-4-yl]-pyrimidine in 5 mL of 1,4-dioxanes (Merck p.a. 9671) at rt is treated with 99 mg of 4-(4-methyl-piperazin-1-yl)-phenylamine (0,515 mMol, 1 Eq.) and 235 mg (2.06 mMol; 202 µl; 4 Eq.) of HCl (32%) (Fluka puriss 84416). The yellow suspension is stirred for 24 h at 100°C. After cooling to rt, the supernatant is decanted and discarded. The smeary residue is treated with 10 ml of NaHCO₃ satd. solution and 10 ml of ethyl acetates. The precipitated crude product is filtered off and dried at 60°C under reduced pressure. The combined organic layers are re-extracted with water, dried (Na₂SO₄), and evaporated to obtain additional crude product. The combined crude products are purified by means of column chromatography over silica gel (Si60 (0,040-0,063mm) Merck); eluting with CH₂Cl₂/CH₃OH/NH₄OH (9:1:0.1). Final purification is done by suspending the obtained beige crystals in CH₂Cl₂/CH₃OH (1:1) to obtain {4-[3-(4-chloro-phenyl)-1H-pyrazol-4-yl]-pyrimidin-2-yl}-[4-(4-methyl-piperazin-1-yl)-phenyl]-amine as pure crystals.

Title compound: m.p.: 282-284°C; ES-MS: 444.3 [M-H]⁻; single peak at t_R = 3.45 min (System 1); R_f = 0.37 (CH₂Cl₂/MeOH/NH₃ 90:10:1).

4-(4-Methyl-piperazin-1-yl)-phenylamine is prepared as follows:

Step A: 50 g (0.247 Mol) of 1-Bromo-4-nitro-benzene and 55 mL (0.495 Mol) of 1-methyl-piperazine are heated for 26 h at 80°C. After cooling, the reaction mixture is taken up in water and extracted with CH₂Cl₂/CH₃OH (8:2). The combined organic layers are dried (Na₂SO₄), filtered and evaporated under reduced pressure. The crude product is recrystallized from ethanol to obtain 1-methyl-4-(4-nitro-phenyl)-piperazine. Title compound: ES-MS: 443.0 [M+H]⁺; R_f = 0.38 (CH₂Cl₂/MeOH 9:1).

Step B: 44.3 g (0.2 Mol) of 1-Methyl-4-(4-nitro-phenyl)-piperazine is dissolved in 1200 mL of CH₃OH and subjected to catalytic hydration at rt using Raney-Ni (10 g) as catalyst. After filtration over Celite, the crude product is purified via solid-distillation (0.16 mbar, 180°C; heat temp 125°C) to obtain 4-(4-methyl-piperazin-1-yl)-phenylamine. Title compound: ES-MS: 192.1 [M+H]⁺; single peak at t_R = 1.08 min (System 1); R_f = 0.33 (CH₂Cl₂/MeOH 4:1).

Step 1.1: 2-Chloro-4-methyl-pyrimidine

200 g (227 Mol) of 2,4-Dichloro-6-methylpyrimidine is suspended in 2 l of water/ethanol (1:1) and heated to 50°C under stirring. Upon dissolution, 331.3 g (5.07 Mol; 4.13 Eq.) of zinc dust (Fluka 96454) is added, followed by 10 crystals of iodine (Merck p.a. 4761.0100). After stirring for 20 h at 50°C, the grey suspension is filtered over HYFLO (Hyflo Super Cel®; Fluka), washed with few ethanol and diluted with 800 mL of water. The mixture is extracted with tert-butylmethyl ether, the organic layer washed with brine, dried (Na₂SO₄), filtered and evaporated under reduced pressure at 40°C to obtain 2-chloro-4-methyl-pyrimidine as beige crystals.

Title compound: m.p.: 44-47°C; single peak at $t_R = 2.92$ min (System 1); $R_f = 0.5$ (ethyl acetate).

Step 1.2: 1-(4-Chloro-phenyl)-2-(2-chloro-pyrimidin-4-yl)-ethanone

To the solution of 19 mL (38 mMol) of LDA (Lithiumdiisopropylamide) (~2 M in THF/heptan /ethylbenzene; FLUKA pract 62491) at -74 °C, under a flow of Argon, is added dropwise a solution of 2-chloro-4-methyl-pyrimidine (4.11 g; 32 mMol) in 20 mL of THF abs. After stirring the beige solution at -74°C for 3 h, 7.01 g (38 mMol) of ethyl-4-chlorobenzoate (LANCASTER 1407) is added within 30 min. The reaction is continued for 21 h, allowing temperature to reach rt. 100 mL of water is added slowly followed by extraction with ethyl acetate. The combined organic layers are washed with water, dried (Na₂SO₄) and filtered. After removal of the solvent under reduced pressure, crude product is obtained. The crude product is suspended in ethyl acetate/hexanes (1:2). After filtering off and drying at 60°C, the orange crystals are recrystallized from methanol to obtain pure, yellowish 1-(4-chloro-phenyl)-2-(2-chloro-pyrimidin-4-yl)-ethanone.

Title compound: m.p.: 145-146°C; ES-MS: 267 [M+H]⁺; single peak at $t_R = 6.33$ min (System 1).

Step 1.3: 2-Chloro-4-[3-(4-chloro-phenyl)-1H-pyrazol-4-yl]-pyrimidine

3.67 g (13.74 mMol) of 1-(4-Chloro-phenyl)-2-(2-chloro-pyrimidin-4-yl)-ethanone is suspended in 91.6 mL (50 Eq.) of N,N-dimethylformamid-dimethylacetal (Fluka puriss. 40271) and stirred for 2 h at 100°C. The dark brownish solution is freed from solvent under high vacuum at 30°C. The crude product, (Z)-1-(4-chloro-phenyl)-2-(2-chloro-pyrimidin-4-yl)-3-dimethylamino-propenone, is used for the next step without purification.

To the solution of 5.42 g (14.2 mMol) of (Z)-1-(4-chloro-phenyl)-2-(2-chloro-pyrimidin-4-yl)-3-dimethylamino-propenone in 30 mL of ethanol 0.785 g (0.763 mL; 15.69 mMol, 1.1 Eq.) of

hydrazine monohydrate (Fluka 53850) is added at rt. After stirring 45 min at rt, the yellow crystals are filtered off, washed with ethanol and dried at 60°C under vacuum. The crude product is purified by recrystallization from methanol to obtain 2-chloro-4-[3-(4-chloro-phenyl)-1H-pyrazol-4-yl]-pyrimidine as slightly yellowish crystals.

Title compound: m.p.: 246-247°C (decomposition temperature); ES-MS: 289 [M+H]⁺; single peak at t_R = 5.81 min (System 1); R_f = 0.2 (CH₂Cl₂/MeOH 95:5).

Example 2: 4-[3-(4-Chloro-phenyl)-1H-pyrazol-4-yl]-pyrimidin-2-yl]-[4-(2-dimethyl-amino-ethoxy)-phenyl]-amine

The title compound is prepared as described in Example 1 using 4-(2-dimethylamino-ethoxy)-phenylamine.

4-(2-Dimethylamino-ethoxy)-phenylamine is prepared in 3 steps from *p*-nitrophenol:

Step A: To the solution of 27.83 g (0.2 Mol) of 4-nitro-phenol (Fluka 73560) in 420 mL of acetone is added 55.28 g (0.4 Mol) of potassium carbonate, 143.42 g (1 Mol) of 1-bromo-2-chloro-ethane, 0.55 g (0.0033 Mol) of potassium iodide and 0.28 g (0.00087 Mol) of tetrabutyl-ammonium bromide (Fluka 86860). The resulting suspension is refluxed for 67 h. After removing the solvent under reduced pressure, the residue is taken up into ethyl acetate and washed with water. The combined organic layers are dried (Na₂SO₄), filtered and concentrated under reduced pressure. After trituration of the residue with ligroin, the crystals are filtered off to obtain 1-(2-chloro-ethoxy)-4-nitro-benzene.

Step B: 36 g (0.178 Mol) of 1-(2-Chloro-ethoxy)-4-nitro-benzene is dissolved in 360 mL of ethanol and subjected to catalytic hydration at rt using PtO₂ (1.5 g) as catalyst. The resulting suspension is diluted with CH₂Cl₂, filtered, and concentrated to approx. 150 mL. After cooling to 0°C the crystals are filtered off, washed and dried at 60°C under vacuum to obtain 4-(2-chloro-ethoxy)-phenylamine. Title compound: m.p.: 87-91°C; ES-MS: 172 [M+H]⁺; single peak at t_R = 2.73 min (System 1).

Step C: 11.15 g (0.065 Mol) of 4-(2-Chloro-ethoxy)-phenylamine is suspended in 150 mL (1.18 Mol) of dimethylamine (40% in water; Fluka 38940) and heated under stirring in a steel pressure reactor at 4 bar for 21 h. After cooling the reaction mixture is diluted with 150 mL of 2N NaOH and extracted with ethyl acetate. The combined organic layers are washed with water, dried (Na₂SO₄), filtered and evaporated under reduced pressure to obtain 4-(2-

dimethylamino-ethoxy)-phenylamine. Title compound: ES-MS: 181 [M+H]⁺; single peak at t_R = 1.10 min (System 1).

Example 3: {4-[3-(4-Chloro-phenyl)-1H-pyrazol-4-yl]-pyrimidin-2-yl}-[4-(2-diethylamino-ethoxy)-phenyl]-amine

The title compound is prepared as described in Example 1 using 4-(2-diethylamino-ethoxy)-phenylamine.

4-(2-Diethylamino-ethoxy)-phenylamine is prepared as follows:

Step A: To the solution of 8.0 g (51 mMol) of 1-chloro-4-nitrobenzene and 6.0 g (6.8 mL; 51 mMol) of 2-diethylamino-ethanol in 50 mL of DMF at 0°C is added 2.7 g of NaH portionwise over 2 h. After stirring another hour at rt, the reaction mixture is poured onto 300 mL of water and stirred. After filtering off some crystalline product, the aqueous layers are extracted with ethyl acetate. The combined organic layers are dried and evaporated to obtain diethyl-[2-(4-nitro-phenoxy)-ethyl]-amine. Title compound: ES-MS: 239 [M+H]⁺; single peak at t_R = 5.1 min (System 2).

Step B: 10 g (42 mMol) of Diethyl-[2-(4-nitro-phenoxy)-ethyl]-amine is dissolved in 100 mL of ethanol and subjected to catalytic hydration at rt using 894 mg of Pd/C. After filtration through HYFLO and removal of the solvent under reduced pressure, the crude product is purified by bulb-to-bulb distillation (140°C) to obtain 4-(2-diethylamino-ethoxy)-phenylamine. Title compound: ES-MS: 209 [M+H]⁺; single peak at t_R = 2.3 min (System 2).

Example 4: {4-[3-(4-Chloro-phenyl)-1H-pyrazol-4-yl]-pyrimidin-2-yl}-[4-(2-morpholin-4-yl-ethoxy)-phenyl]-amine

The title compound is prepared as described in Example 1 using 4-(2-morpholin-4-yl-ethoxy)-phenylamine.

4-(2-Morpholin-4-yl-ethoxy)-phenylamine is prepared as follows:

Step A: To the solution of 8.0 g (51 mMol) of 1-chloro-4-nitrobenzene and 6.7 g (6.3 mL; 51 mMol) of N-hydroxyethyl-morpholine in 50 mL of DMF at 0°C is added 2.7 g of NaH portionwise over 2.5 h. After stirring another hour at rt, the reaction mixture is poured onto 200 mL of water and stirred. The precipitated crystals are filtered and dried at 60°C under

vacuum to obtain 4-[2-(4-nitro-phenoxy)-ethyl]-morpholine. Title compound: ES-MS: 253 [M+H]⁺; single peak at t_R = 4.8 min (System 2).

Step B: 8.1 g (32 mMol) of 4-[2-(4-Nitro-phenoxy)-ethyl]-morpholine is dissolved in 100 mL of ethanol and subjected to catalytic hydration at rt using 681 mg of Pd/C. After filtration through HYFLO and removal of the solvent under reduced pressure, the crude product is purified by bulb-to-bulb distillation (0.13 mbar; 200°C) to obtain 4-(2-morpholin-4-yl-ethoxy)-phenylamine. Title compound: ES-MS: 223 [M+H]⁺; single peak at t_R = 3 min (System 2).

Example 5: {4-[3-(3-Chloro-phenyl)-1H-pyrazol-4-yl]-pyrimidin-2-yl}-[4-(2-dimethylamino-ethoxy)-phenyl]-amine

The title compound is prepared as described in Example 1 using 3-chloro-benzoic acid ethyl ester and 4-(2-dimethylamino-ethoxy)-phenylamine (see Example 2).

3-Chloro-benzoic acid ethyl ester is prepared from 3-chloro-benzoic acid using a standard protocol with ethanol/H₂SO₄ according to L.-F. Tietze & T. Eicher, Reactions and Syntheses in the Organic Chemistry Laboratory; University Science Books, Mill Valley, CA, 1989). Title compound: single peak at t_R = 7.29 min (System 1).

Example 6: {4-[3-(3-Chloro-phenyl)-1H-pyrazol-4-yl]-pyrimidin-2-yl}-[4-(2-morpholin-4-yl-ethoxy)-phenyl]-amine

The title compound is prepared as described in Example 1 using 3-chloro-benzoic acid ethyl ester (see Example 5) and 4-(2-morpholin-4-yl-ethoxy)-phenylamine (see Example 4).

Example 7: {4-[3-(3-Chloro-phenyl)-1H-pyrazol-4-yl]-pyrimidin-2-yl}-[4-(2-diethylamino-ethoxy)-phenyl]-amine

The title compound is prepared as described in Example 1 using 3-chloro-benzoic acid ethyl ester (see Example 5) and 4-(2-diethylamino-ethoxy)-phenylamine (see Example 3).

Example 8: {4-[3-(3-Chloro-phenyl)-1H-pyrazol-4-yl]-pyrimidin-2-yl}-[4-(4-methyl-piperazin-1-yl)-phenyl]-amine

The title compound is prepared as described in Example 1 using 3-chloro-benzoic acid ethyl ester (see Example 5).

Example 9: {4-[3-(4-Methoxy-phenyl)-1H-pyrazol-4-yl]-pyrimidin-2-yl}-[4-(4-methyl-piperazin-1-yl)-phenyl]-amine

The title compound is prepared as described in Example 1 using 4-methoxy-benzoic acid ethyl ester (Aldrich W24,200-4).

Example 10: {4-[3-(4-Methoxy-phenyl)-1H-pyrazol-4-yl]-pyrimidin-2-yl}-[4-(2-morpholin-4-yl-ethoxy)-phenyl]-amine

The title compound is prepared as described in Example 1 using 4-methoxy-benzoic acid ethyl ester (Aldrich W24,200-4) and 4-(2-morpholin-4-yl-ethoxy)-phenylamine (see Example 4).

Example 11: {4-[3-(4-Ethyl-phenyl)-1H-pyrazol-4-yl]-pyrimidin-2-yl}-[4-(4-methyl-piperazin-1-yl)-phenyl]-amine

The title compound is prepared as described in Example 1 using 4-ethyl-benzoic acid ethyl ester.

4-Ethyl-benzoic acid ethyl ester is prepared from 4-ethyl-benzoic acid using a standard protocol with ethanol/H₂SO₄ according to L.-F. Tietze & T. Eicher, Reactions and Syntheses in the Organic Chemistry Laboratory; University Science Books, Mill Valley, CA, 1989). Title compound: b.p. 132°C (12 mm Hg); single peak at t_R = 7.51 min (System 1).

Example 12: [4-(2-Diethylamino-ethoxy)-phenyl]-{4-[3-(4-ethyl-phenyl)-1H-pyrazol-4-yl]-pyrimidin-2-yl}-amine

The title compound is prepared as described in Example 1 using 4-ethyl-benzoic acid ethyl ester (see Example 11) and 4-(2-diethylamino-ethoxy)-phenylamine (see Example 3).

Example 13: [4-(2-Diethylamino-ethoxy)-phenyl]-{4-[3-(4-methoxy-phenyl)-1H-pyrazol-4-yl]-pyrimidin-2-yl}-amine

The title compound is prepared as described in Example 1 using 4-methoxy-benzoic acid ethyl ester (Aldrich W24,200-4) and 4-(2-diethylamino-ethoxy)-phenylamine (see Example 3).

Example 14: [4-(2-Diethylamino-ethoxy)-phenyl]-{4-[3-(3-methoxy-phenyl)-1H-pyrazol-4-yl]-pyrimidin-2-yl}-amine

The title compound is prepared as described in Example 1 using 3-methoxy-benzoic acid ethyl ester and 4-(2-diethylamino-ethoxy)-phenylamine (see Example 3).

3-Methoxy-benzoic acid ethyl ester is prepared from 3-methoxy-benzoic acid using a standard protocol with ethanol/H₂SO₄ according to L.-F. Tietze & T. Eicher, Reactions and Syntheses in the Organic Chemistry Laboratory; University Science Books, Mill Valley, CA, 1989). Title compound: b.p. 151°C (25 mm Hg); single peak at t_R= 6.51 min (System 1).

Example 15: {4-[3-(3-Methoxy-phenyl)-1H-pyrazol-4-yl]-pyrimidin-2-yl}-[4-(2-morpholin-4-yl-ethoxy)-phenyl]-amine

The title compound is prepared as described in Example 1 using 3-methoxy-benzoic acid ethyl ester (see Example 14) and 4-(2-morpholin-4-yl-ethoxy)-phenylamine (see Example 4).

Example 16: {4-[3-(3-Methoxy-phenyl)-1H-pyrazol-4-yl]-pyrimidin-2-yl}-[4-(4-methyl-piperazin-1-yl)-phenyl]-amine

The title compound is prepared as described in Example 1 using 3-methoxy-benzoic acid ethyl ester (see Example 14).

Example 17: [4-(2-Dimethylamino-ethoxy)-phenyl]-{4-[3-(4-ethyl-phenyl)-1H-pyrazol-4-yl]-pyrimidin-2-yl}-amine

The title compound is prepared as described in Example 1 using 4-ethyl-benzoic acid ethyl ester (see Example 11) and 4-(2-dimethylamino-ethoxy)-phenylamine (see Example 2).

Example 18: [4-(4-Methyl-piperazin-1-yl)-phenyl]-[4-(3-m-tolyl-1H-pyrazol-4-yl)-pyrimidin-2-yl]-amine

The title compound is prepared as described in Example 1 using ethyl-3-methylbenzoate (Aldrich 25,305-7).

Example 19: [4-(2-Diethylamino-ethoxy)-phenyl]-[4-(3-m-tolyl-1H-pyrazol-4-yl)-pyrimidin-2-yl]-amine

The title compound is prepared as described in Example 1 using ethyl-3-methylbenzoate (Aldrich 25,305-7) and 4-(2-diethylamino-ethoxy)-phenylamine (see Example 3).

Example 20: [4-(2-Dimethylamino-ethoxy)-phenyl]-[4-(3-m-tolyl-1H-pyrazol-4-yl)-pyrimidin-2-yl]-amine

The title compound is prepared as described in Example 1 using ethyl-3-methylbenzoate (Aldrich 25,305-7) and 4-(2-dimethylamino-ethoxy)-phenylamine (see Example 2).

Example 21: {4-[3-(3,4-Dichloro-phenyl)-1H-pyrazol-4-yl]-pyrimidin-2-yl}-[4-(2-dimethylamino-ethoxy)-phenyl]-amine

The title compound is prepared as described in Example 1 using ethyl-3,4-dichlorobenzoate and 4-(2-dimethylamino-ethoxy)-phenylamine (see Example 2).

Ethyl-3,4-dichlorobenzoate is prepared from 3,4-dichloro-benzoic acid using a standard protocol with ethanol/H₂SO₄ according to L.-F. Tietze & T. Eicher, Reactions and Syntheses in the Organic Chemistry Laboratory; University Science Books, Mill Valley, CA, 1989). Title compound: m.p.: 40-41°C; single peak at t_R = 7.89 min (System 1).

Example 22: {4-[3-(3,4-Dichloro-phenyl)-1H-pyrazol-4-yl]-pyrimidin-2-yl}-[4-(4-methyl-piperazin-1-yl)-phenyl]-amine

The title compound is prepared as described in Example 1 using ethyl-3,4-dichlorobenzoate (see Example 21).

Example 23: {4-[3-(4-Benzyloxy-phenyl)-1H-pyrazol-4-yl]-pyrimidin-2-yl}-[4-(2-dimethylamino-ethoxy)-phenyl]-amine

The title compound is prepared as described in Example 1 using ethyl-4-(benzyloxy)benzoate (MAYBRIDGE 03-1741) and 4-(2-dimethylamino-ethoxy)-phenylamine (see Example 2).

Example 24: 4-(4-{2-[4-(4-Methyl-piperazin-1-yl)-phenylamino]-pyrimidin-4-yl}-1H-pyrazol-3-yl)-phenol

The title compound is prepared as described in Example 1 using ethyl-4-(benzyloxy)benzoate (MAYBRIDGE 03-1741). The title compound is isolated as a side product due to the loss of the benzyl group.

Example 25: [4-(4-Methyl-piperazin-1-yl)-phenyl]-[4-(3-p-tolyl-1H-pyrazol-4-yl)-pyrimidin-2-yl]-amine

The title compound is prepared as described in Example 1 using ethyl-p-toluate (Fluka 89909).

Example 26: [4-(2-Dimethylamino-ethoxy)-phenyl]-[4-(3-p-tolyl-1H-pyrazol-4-yl)-pyrimidin-2-yl]-amine

The title compound is prepared as described in Example 1 using ethyl-4-methylbenzoate (see Example 25) and 4-(2-dimethylamino-ethoxy)-phenylamine (see Example 2).

Example 27: [3-(1-methyl-piperidin-4-ylmethoxy)-phenyl]-amine

The title compound is prepared as described in Example 1 using [3-(1-methyl-piperidin-4-ylmethoxy)-phenyl]-carbamic acid tert-butyl ester.

[3-(1-Methyl-piperidin-4-ylmethoxy)-phenyl]-carbamic acid tert-butyl ester is prepared as follows:

To the solution of 3.04 g (14.51 mMol; 1.25 Eq.) of 3-N-BOC-Aminophenol and 3.81 g (14.51 mMol; 1.25 Eq.) of triphenylphosphin (Aldrich T8,440-9) under Argon in 30 mL of THF at 10°C is added dropwise a solution of 2.26 mL (14.51 mMol) of diethyl-azodicarboxylate (95%; Fluka 11624) in 6 mL of THF abs. After stirring for 10 min under ice cooling, a solution of 1.5 g (11.61 mMol; 1 Eq.) of 1-methyl-4-piperidinemethanol (Chem Pacific; 33077*) in 6 mL of THF abs. is added and kept for 20 min at 10°C. After 15 h at rt, the solvent is removed under reduced pressure and the reaction mixture is purified by column chromatography over silica gel [Si60 (0,040-0,063mm) Merck], eluting with methylenchlorid/methanol/NH₃ (25%_{aqua}) 70:10:0.8 to obtain [3-(1-methyl-piperidin-4-ylmethoxy)-phenyl]-carbamic acid tert-butyl ester. Title compound: ES-MS: 321.1 [M+H]⁺; single peak at t_R = 4.63 min (System 1).

* 1-Methyl-4-piperidinemethanol can alternatively be prepared from piperidin-4-yl-methanol and formaldehyde (36% in water) under reductive conditions (H₂/RaNi in CH₃OH) at rt.

Example 28: [4-[3-(4-Chloro-phenyl)-1H-pyrazol-4-yl]-pyrimidin-2-yl]-[4-(1-methyl-piperidin-4-ylmethoxy)-phenyl]-amine

The title compound is prepared as described in Example 1 using [4-(1-methyl-piperidin-4-ylmethoxy)-phenyl]-carbamic acid tert-butyl ester.

[4-(1-Methyl-piperidin-4-ylmethoxy)-phenyl]-carbamic acid tert-butyl ester is prepared as described for [3-(1-methyl-piperidin-4-ylmethoxy)-phenyl]-carbamic acid tert-butyl ester (see Example 27) using 4-N-BOC-Aminophenol (AstaTech; B56686). Title compound: ES-MS: 321.1 [M+H]⁺; single peak at t_R = 4.55 min (System 1).

Example 29: {4-[3-(4-Chloro-phenyl)-1H-pyrazol-4-yl]-pyrimidin-2-yl}-[3-(4-methyl-piperazin-1-yl)-phenyl]-amine

The title compound is prepared as described in Example 1 using 3-(4-methyl-piperazin-1-yl)-phenylamine.

3-(4-Methyl-piperazin-1-yl)-phenylamine is prepared as described for 4-(4-methyl-piperazin-1-yl)-phenylamine (see Example 1) using 3-bromo-phenylamine.

Title compound: ES-MS: 192.0 [M+H]⁺; single peak at t_R = 1.14 min (System 1).

Example 30: 4-{4-[3-(4-Chloro-phenyl)-1H-pyrazol-4-yl]-pyrimidin-2-ylamino}-benzoic acid

The title compound is prepared as described in Example 1 using 4-aminobenzoic acid (Fluka 06930).

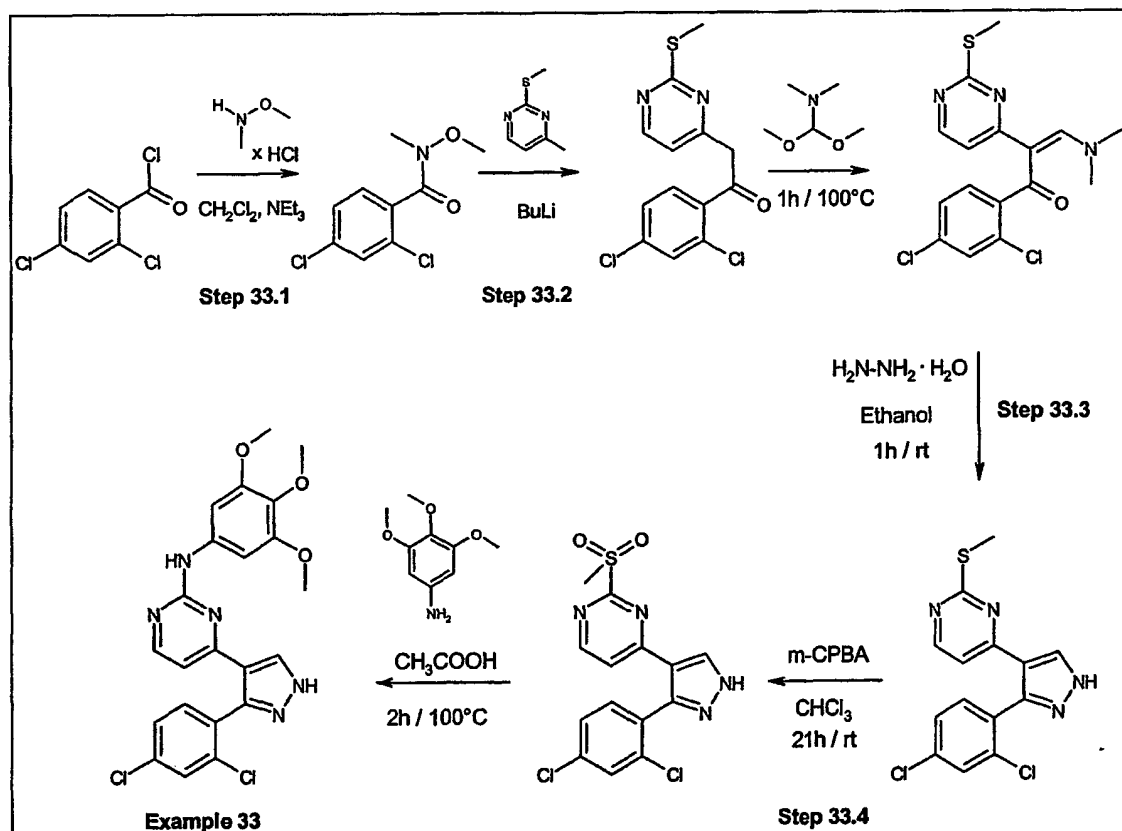
Example 31: (4-{4-[3-(4-Chloro-phenyl)-1H-pyrazol-4-yl]-pyrimidin-2-ylamino}-phenyl)-(4-methyl-piperazin-1-yl)-methanone

To the suspension of 600 mg (1.53 mMol; 1 Eq.) of 4-{4-[3-(4-chloro-phenyl)-1H-pyrazol-4-yl]-pyrimidin-2-ylamino}-benzoic acid (Example 30) in 5 mL of DMF at rt is added 186 mg (202 μL; 1.83 mMol; 1.2 Eq.) of N-methylmorpholine (Fluka 67869); 677 mg (1.53 mMol; 1 Eq.) of BOP (Fluka 12802) and 153 mg (170 μL; 1.53 mMol; 1 Eq.) of N-methylpiperazine (Fluka 68810). After 2 h at rt, the yellow solution is treated with 50 mL of NaHCO₃ satd. solution and extracted with ethyl acetate. The combined organic layers are washed with water, dried (Na₂SO₄), filtered and concentrated under reduced pressure to approx. 10 mL. The precipitated crystals are collected, washed with a little ethyl acetate and dried at 60°C under vacuum to obtain (4-{4-[3-(4-chloro-phenyl)-1H-pyrazol-4-yl]-pyrimidin-2-ylamino}-phenyl)-(4-methyl-piperazin-1-yl)-methanone.

Example 32: {4-[3-(4-Chloro-phenyl)-1H-pyrazol-4-yl]-pyrimidin-2-yl}-[4-(4-methyl-piperazin-1-ylmethoxy)-phenyl]-amine

To the suspension of 96 mg (2.53 mMol; 4 Eq.) of lithium aluminum hydride (Fluka 62420) in 20 mL of THF abs. under Argon at rt is added slowly within 10 min 300 mg (0.633 mMol) of (4-{4-[3-(4-chloro-phenyl)-1H-pyrazol-4-yl]-pyrimidin-2-ylamino}-phenyl)-(4-methyl-piperazin-1-yl)-methanone (see Example 31) as a solid; under vigorous foaming. After stirring for 2.5 h at rt, the suspension is cooled to 0°C and treated dropwise with 20 mL of water. After diluting further with 50 mL of water, the suspension is extracted with ethyl acetate. The combined organic layers are washed with water, dried (Na₂SO₄), filtered and concentrated under reduced pressure. The crude product is purified over silica gel, eluting with CH₂Cl₂/CH₃OH (4:1) followed by trituration in diethyl ether to obtain {4-[3-(4-chloro-phenyl)-1H-pyrazol-4-yl]-pyrimidin-2-yl}-[4-(4-methyl-piperazin-1-ylmethyl)-phenyl]-amine.

General Synthetic Scheme 2:



Example 33: {4-[3-(2,4-Dichloro-phenyl)-1H-pyrazol-4-yl]-pyrimidin-2-yl}-(3,4,5-trimethoxy-phenyl)-amine

{4-[3-(2,4-Dichloro-phenyl)-1H-pyrazol-4-yl]-pyrimidin-2-yl}-(3,4,5-trimethoxy-phenyl)-amine is synthesized from 4-[3-(2,4-dichloro-phenyl)-1H-pyrazol-4-yl]-2-methanesulfonyl-pyrimidine in analogy to a literature procedure (Klutchko et al., Journal of Medicinal Chemistry, 1998, Vol. 41, No. 17, 3276-3292) using 3,4,5-trimethoxyaniline (Fluka 92129) and glacial HOAc.

Step 33.1: 2,4-Dichloro-N-methoxy-N-methyl-benzamide

The title compound is prepared in analogy to a standard protocol using 2,4-dichloro-benzoyl chloride (Aldrich 11,193-7) and N-O-dimethylhydroxylamine HCl (Fluka 40706) in CH₂Cl₂ (Nahm, Steven; Weinreb, Steven M.; *Tetrahedron Lett.*; 1981; 22 (39); 3815-3818).

Step 33.2: 1-(2,4-Dichloro-phenyl)-2-(2-methylsulfonyl-pyrimidin-4-yl)-ethanone

To the solution of 85 mL of diisopropylamine (Fluka 38300) and 2.5 L of THF at -75°C under Argon is added 370 mL (0.55 Mol) of butyl lithium (BuLi; 1.6N in hexanes; Fluka 20160) within 1 h. To this is added 71 g (0.5 Mol) of 4-methyl-2-methylsulfonyl-pyrimidine in 250 mL of CH₂Cl₂ at -75°C within 30 min. After this, a solution of 118 g (0.5 Mol) of 2,4-dichloro-N-methoxy-N-methyl-benzamide in 250 mL of CH₂Cl₂ at -75°C within 30 min followed by letting the mixture warm up to rt. After completion, the reaction mixture is poured onto 7 L of NH₄Cl satd. and extracted with ethyl acetate. The combined organic layers are washed with brine, dried and evaporated. The crude product is suspended in hexanes. After filtering off and drying 1-(2,4-dichloro-phenyl)-2-(2-methylsulfonyl-pyrimidin-4-yl)-ethanone is obtained as yellow crystals. Title compound: m.p.: 105-107°C; ES-MS: 313.0 / 314.9 [M+H]⁺.

4-Methyl-2-methylsulfonyl-pyrimidine is prepared from 4-methyl-pyrimidine-2-thiol in analogy to a standard protocol using methyl iodide (Strekowski, L.; Wydra, R. L.; Janda, L.; Harden, D. B. *J. Org. Chem.* (1991), 56(19), 5610-14). Title compound: single peak at 3.94 min (System 1); R_f = 0.32 (ethyl acetate / hexane 1:2).

Step 33.3: 4-[3-(2,4-Dichloro-phenyl)-1H-pyrazol-4-yl]-2-methylsulfonyl-pyrimidine

The title compound is prepared from 1-(2,4-dichloro-phenyl)-2-(2-methylsulfonyl-pyrimidin-4-yl)-ethanone as described in Example 1, Step 1.3, using N,N-dimethylformamid-dimethylacetal and hydrazine monohydrate. Title compound: m.p.: 218-219°C; single peak at 6.07 min (System 1).

Step 33.4: 4-[3-(2,4-Dichloro-phenyl)-1H-pyrazol-4-yl]-2-methanesulfonyl-pyrimidine

The title compound is prepared from 4-[3-(2,4-dichloro-phenyl)-1H-pyrazol-4-yl]-2-methylsulfanyl-pyrimidine in analogy to a literature procedure (Klutchko et al., Journal of Medicinal Chemistry, 1998, Vol. 41, No. 17, 3276-3292) using *m*-CPBA (Fluka 25800) in CHCl₃. Title compound: ES-MS: 368.9 [M+H]⁺; single peak at t_R = 4.98 min (System 1); R_f = 0.38 (ethyl acetate).

Example 34: {4-[3-(2,4-Dichloro-phenyl)-1H-pyrazol-4-yl]-pyrimidin-2-yl}-[4-(4-methyl-piperazin-1-yl)-phenyl]-amine

The title compound is prepared as described in Example 33 using 4-(4-methyl-piperazin-1-yl)-phenylamine (see Example 1).

Example 35: N-{4-[3-(4-Chloro-phenyl)-1H-pyrazol-4-yl]-pyrimidin-2-yl}-N',N'-dimethylbenzene-1,3-diamine

The title compound is prepared as described in Example 1 using 3-amino-N,N-dimethylaniline dihydrochloride (Fluka 07765).

Example 36: {4-[3-(4-Ethoxy-phenyl)-1H-pyrazol-4-yl]-pyrimidin-2-yl}-[4-(4-methyl-piperazin-1-yl)-phenyl]-amine

The title compound is prepared as described in Example 33 using ethyl-4-ethoxybenzoate 97% (ACROS 346590250) and 4-(4-methyl-piperazin-1-yl)-phenylamine (see Example 1).

Example 37: {4-[3-(4-Ethoxy-phenyl)-1H-pyrazol-4-yl]-pyrimidin-2-yl}-(3,4,5-trimethoxy-phenyl)-amine

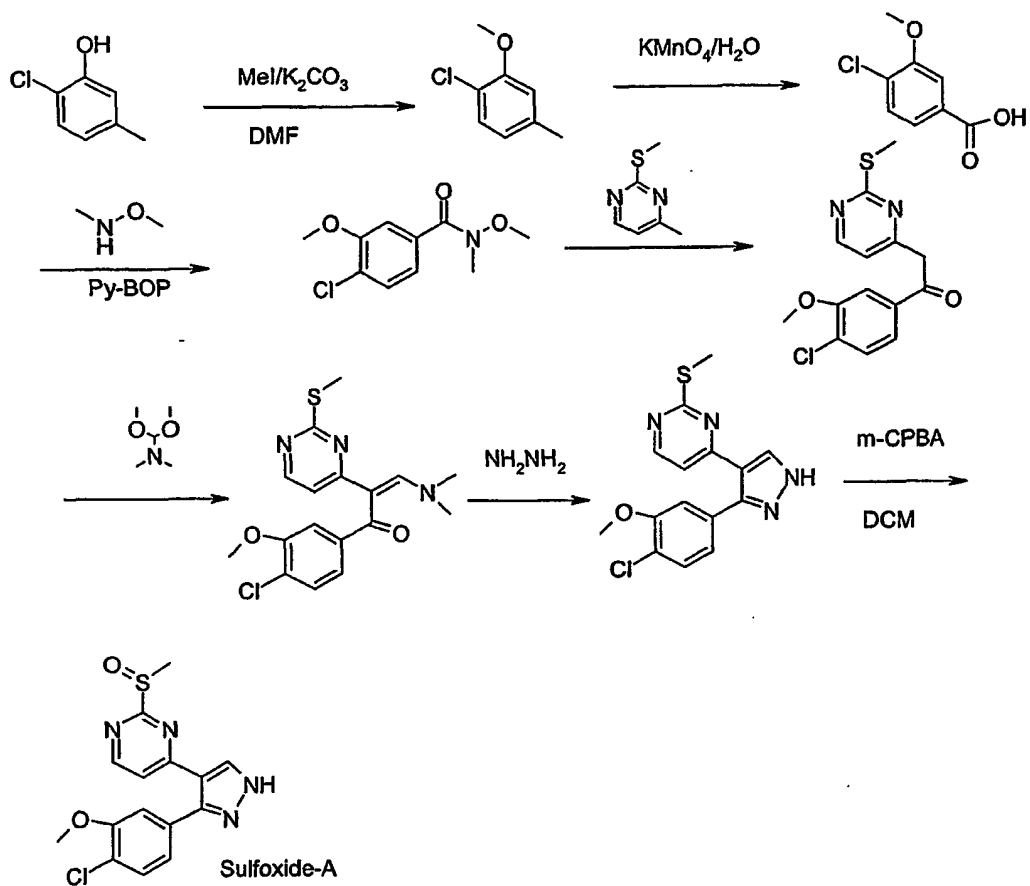
The title compound is prepared as described in Example 33 using 4-ethoxy-benzoic acid ethyl ester (ACROS 346590250) and 3,4,5-trimethoxyaniline (Fluka 92129).

Physicochemical data:

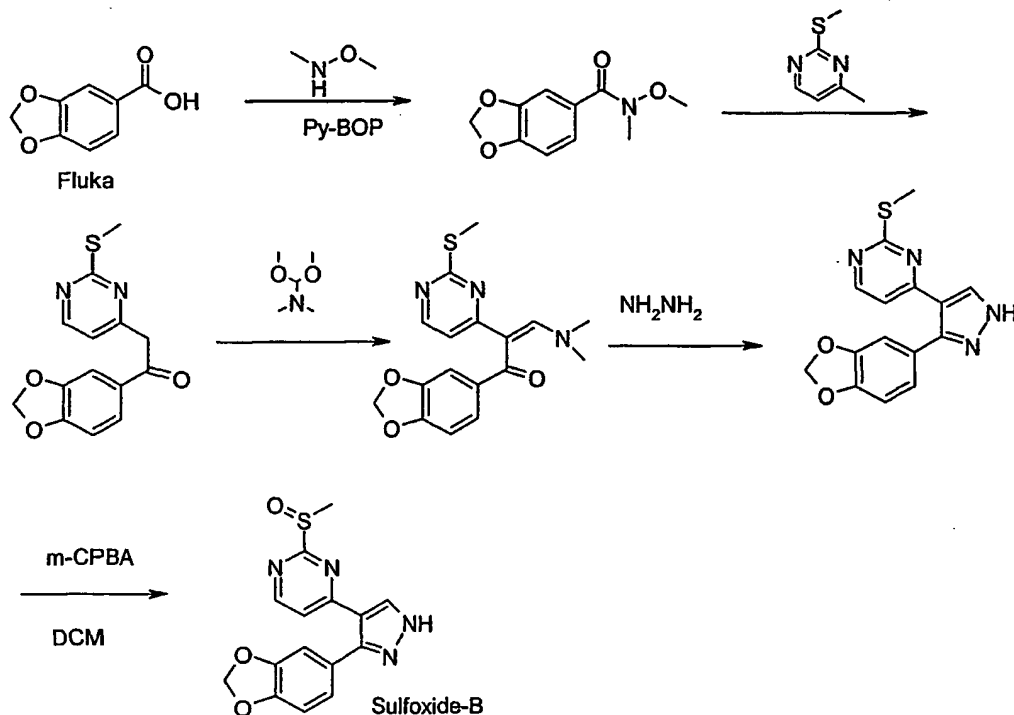
Example	melting point from / to		HPLC [min] / System	mass spectra; ESI; m/z =
1	282	284	3.45 / 1	444.3 [M-H] ⁻
2	236	239	3.48 / 1	435 [M+H] ⁺
3	191	192	3.74 / 1	463 [M+H] ⁺

4	244	247	3.53 / 1	477 [M+H] ⁺
5	182	183	3.46 / 1	435 [M+H] ⁺
6	192	193	3.54 / 1	477 [M+H] ⁺
7	179	181	3.74 / 1	463 [M+H] ⁺
8	297	299	3.43 / 1	446 [M+H] ⁺
9	273	277	3.15 / 1	442.0 [M+H] ⁺
10	232	234	3.23 / 1	473.0 [M+H] ⁺
11	282	283	3.75 / 1	457.2 [M+H] ⁺
12	206	207	4.01 / 1	440.2 [M+H] ⁺
13			3.44 / 1	459.0 [M+H] ⁺
14			3.48 / 1	459.3 [M+H] ⁺
15			3.28 / 1	473.2 [M+H] ⁺
16			3.17 / 1	442.2 [M+H] ⁺
17	242	244	3.77 / 1	429.1 [M+H] ⁺
18	280	282	3.38 / 1	426.1 [M+H] ⁺
19	181	182	3.68 / 1	440.2 [M+H] ⁺
20	206	207	3.41 / 1	415.1 [M+H] ⁺
21	188	191	3.73 / 1	469.0 [M+H] ⁺
22	300	307	3.70 / 1	479.9 [M+H] ⁺
23	213	216	3.63 / 1	507.0 [M+H] ⁺
24	305	309	2.40 / 1	428.1 [M+H] ⁺
25	289	294	3.43 / 1	426.0 [M+H] ⁺
26	251	259	3.45 / 1	415.1 [M+H] ⁺
27	225	228	4.15 / 1	475.0 [M+H] ⁺
28	270	274	3.73 / 1	475.0 [M+H] ⁺
29	274	277	3.82 / 1	446.0 [M+H] ⁺
30	342	349	4.53 / 1	391.9 [M+H] ⁺
31	173	175	3.63 / 1	473.9 [M+H] ⁺
32	240	242	3.41 / 1	460.0 [M+H] ⁺
33	125	127	4.96 / 1	472.0 [M+H] ⁺
34	263	265	3.52 / 1	477.9 [M+H] ⁺
35			3.90 / 1	391.2 [M+H] ⁺
36			3.37 / 1	456.2 [M+H] ⁺
37	293	297	4.71 / 1	

General Synthetic Scheme 3:



General synthetic scheme 4:



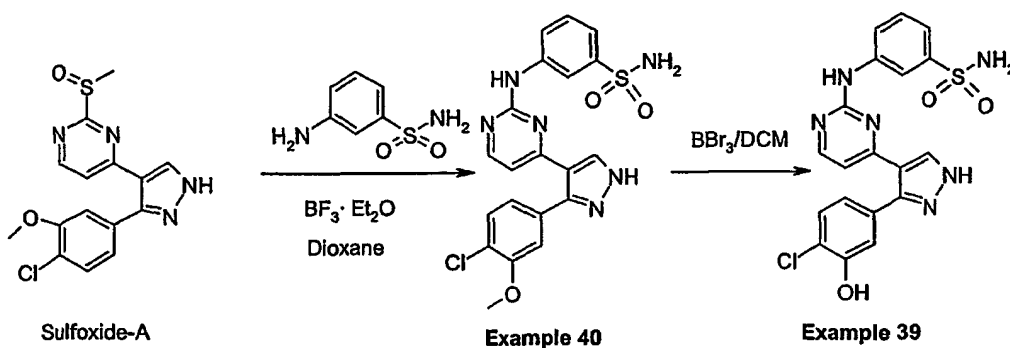
Sulfoxide-A and Sulfoxide-B can be prepared in analogy to the preparation of the sulfone of Example 33 beginning with 4-chloro-3-methoxy-benzoic acid and benzo[1,3]dioxole-5-carboxylic acid (Fluka), respectively, whereby the preparation of 4-chloro-3-methoxy-benzoic acid is known in the art (see also 'General synthetic scheme 3').

Example 38: {4-[3-(4-Chloro-3-methoxy-phenyl)-1H-pyrazol-4-yl]-pyrimidin-2-yl}-(3,4,5-trimethoxy-phenyl)-amine

Sulfoxide-A (100 mg, 0.28 mmoles) and the 3,4,5-trimethoxy aniline (524.9 mg, 2.86 mmoles) are dissolved in 1,4-dioxane (2 mL). The reaction mixture is stirred at rt for 10 min, then $\text{BF}_3 \cdot \text{Et}_2\text{O}$ (0.36 mL, 2.86 mmoles) is added to above mixture dropwise at rt. The yellow solution is stirred for 30 min at rt then heated to 100°C overnight. After cooling to rt, the reaction is quenched with water. The aqueous phase is extracted with ethyl acetate. The combined organic phases are dried over sodium sulfate, concentrated and chromatographed on SiO_2 (50-80% EtOAc/Hexanes) to afford the title compound as a light yellow solid: ES-MS 468.1428 [M+H]; single peak at $t_R = 5.28$ min (System 3); $R_f = 0.58$ (100% EtOAc).

Example 39: 3-{4-[3-(4-Chloro-3-hydroxy-phenyl)-1H-pyrazol-4-yl]-pyrimidin-2-ylamino}-benzenesulfonamide

3-{4-[3-(4-Chloro-3-methoxy-phenyl)-1H-pyrazol-4-yl]-pyrimidin-2-ylamino}-benzenesulfonamide (Example 40) (94 mg, 0.2057 mmoles) is suspended in CH_2Cl_2 (20 mL) and cooled to -0°C . BBr_3 (0.5 mL, 1M in CH_2Cl_2) is added dropwise at -0°C . After 10 min the suspension is warmed to rt and kept at that temperature overnight. The reaction is quenched with 1 mL of water and the reaction mixture is concentrated. The residue is chromatographed on SiO_2 (3% methanol/ CH_2Cl_2) affording the title compound: ES-MS 443.1 [M+H]; single peak at $t_R = 4.318$ min (System 3); $R_f = 0.53$ (100% EtOAc).



Example 40: 3-{4-[3-(4-Chloro-3-methoxy-phenyl)-1H-pyrazol-4-yl]-pyrimidin-2-ylamino}-benzenesulfonamide

Sulfoxide-A (200 mg, 0.572 mmoles) and 3-aminobenzenesulfonamide (680 mg, 3.94 mmoles) are dissolved in 1,4-dioxane (6 mL). The reaction mixture is stirred at rt for 5 min, then $\text{BF}_3 \cdot \text{Et}_2\text{O}$ (0.72 mL, 5.76 mmoles) is added dropwise at rt. The reaction mixture is stirred 10 min at rt, then heated to 100°C overnight. After cooling to rt the reaction is quenched with water and the aqueous phase is extracted with ethyl acetate. The combined organic phases are dried over sodium sulfate, concentrated and chromatographed on SiO_2 (linear gradient 50→80% EtOAc in Hexanes) affording the title compound as a light yellow solid: ES-MS 457.0869 [M+H]; single peak at $t_R = 4.930$ min (System 3); $R_f = 0.58$ (100% EtOAc).

Example 41: 3-{4-[3-(4-Chloro-3-methoxy-phenyl)-1H-pyrazol-4-yl]-pyrimidin-2-ylamino}-benzoic acid ethyl ester

Sulfoxide-A (50 mg, 0.143 mmoles) and 3-amino-benzoic acid ethyl ester (300 mg, 10.1 mmoles) are dissolved in 1,4-dioxane (2 mL). The reaction mixture is stirred at rt for 5 min, then $\text{BF}_3 \cdot \text{Et}_2\text{O}$ (0.36 mL, 2.86 mmoles) is added to the reaction mixture dropwise at rt. The reaction mixture is stirred 10 min at rt then heated to 100 °C overnight. After cooling to rt, the reaction mixture is diluted with water and a white solid precipitated from solution. The solid is washed with methanol to give the title compound: ES-MS 450.1350 [M+H]; single peak at $t_R = 6.10$ min (System 3).

Example 42: 3-{4-[3-(4-Chloro-3-hydroxy-phenyl)-1H-pyrazol-4-yl]-pyrimidin-2-ylamino}-benzoic acid ethyl ester

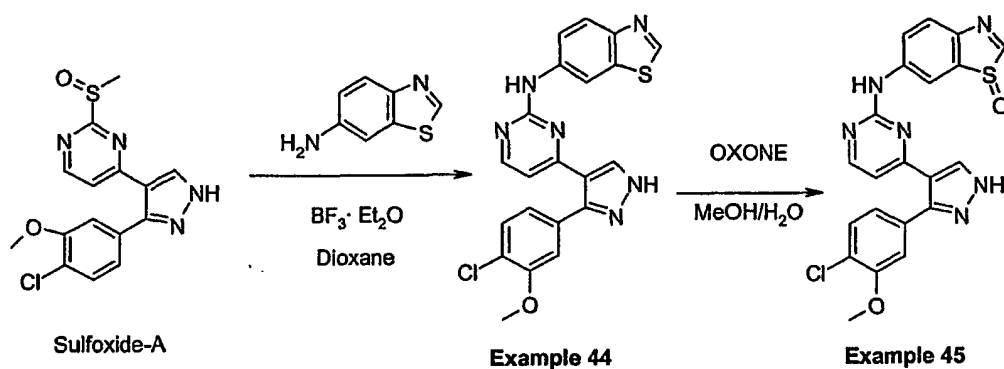
3-{4-[3-(4-Chloro-3-methoxy-phenyl)-1H-pyrazol-4-yl]-pyrimidin-2-ylamino}-benzoic acid ethyl ester (Example 41) (18 mg, 0.04 mmoles) is suspended in CH_2Cl_2 (2 mL) and cooled to -5 °C. BBr_3 (0.5 mL, 1M in CH_2Cl_2) is added dropwise at -5 °C. After 10 min the suspension turns to a clear brown solution. After 2 h at -5 °C another 0.5 mL of BBr_3 is added to the reaction mixture. Then the reaction mixture is warmed to rt and kept at that temperature for 30 min. The reaction is quenched with 5 mL water and stirred at rt overnight. The reaction mixture is extracted with ethyl acetate. The combined organic phases are dried over sodium sulfate, concentrated and chromatographed on SiO_2 (80% EtOAc/Hexanes) affording the title compound: ES-MS 436.1178 [M+H]; single peak at $t_R = 5.579$ min (System 3) .

Example 43: 1-(3-{4-[3-(4-Chloro-3-methoxy-phenyl)-1H-pyrazol-4-yl]-pyrimidin-2-ylamino}-phenyl)-ethanone

Sulfoxide-A (50 mg, 0.14 mmoles) and 1-(3-amino-phenyl)-ethanone (300 mg, 2.22 mmoles) are dissolved in 1,4-dioxane (2 mL). The reaction mixture is stirred at rt for 5 min, then $\text{BF}_3 \cdot \text{Et}_2\text{O}$ (0.36ml, 2.86 mmoles) is added to above mixture dropwise at rt. The reaction mixture is stirred 10 min at rt, then heated to 100 °C overnight. After cooling to rt, the reaction mixture is diluted with CH_2Cl_2 , then washed with water. The organic layer is separated and concentrated. The residue is washed with CH_2Cl_2 and MeOH to afford the title compound as a solid: ES-MS 420.1232 [M+H]; single peak at $t_R = 5.29$ min (System 3); $R_f = 0.60$ (100% EtOAc).

Example 44: Benzothiazol-6-yl-{4-[3-(4-chloro-3-methoxy-phenyl)-1H-pyrazol-4-yl]-pyrimidin-2-yl}-amine

Sulfoxide-A (100 mg, 0.286 mmoles) and benzothiazol-6-ylamine (430 mg, 2.86 mmoles) are dissolved in 1,4-dioxane (2 mL). The reaction mixture is stirred at rt for 10 min, then $\text{BF}_3 \cdot \text{Et}_2\text{O}$ (0.36 mL, 2.86 mmoles) is added dropwise at rt. The yellow solution is stirred 10 min at rt then heated to 100 °C overnight. After cooling to rt, the reaction mixture is quenched with water. The aqueous phase is extracted with ethyl acetate. The combined organic phases are dried over sodium sulfate, concentrated and chromatographed on SiO_2 (linear gradient 50→80% EtOAc in Hexanes) to obtain the title compound as a light yellow product: ES-MS 435.0773 [M+H]⁺; single peak at $t_R = 5.14$ min (System 3); $R_f = 0.50$ (100% EtOAc).



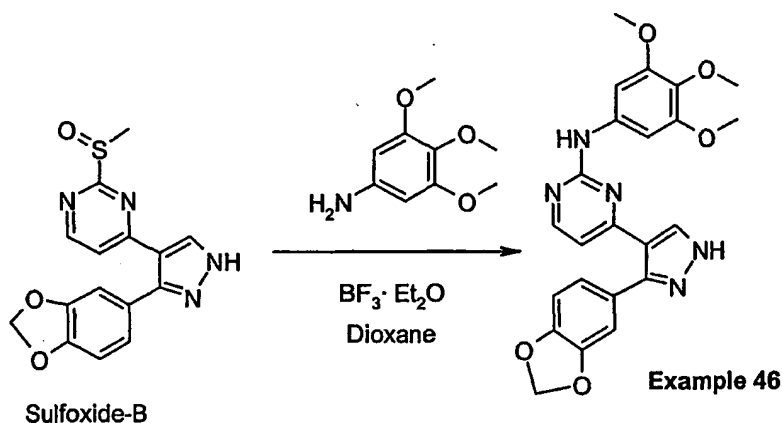
Example 45: {4-[3-(4-Chloro-3-methoxy-phenyl)-1H-pyrazol-4-yl]-pyrimidin-2-yl}-(1-oxo-benzothiazol-6-yl)-amine

A solution of OXONE (=KHSO₅; 141.4 mg, 0.23 mmoles) in water (2 mL) is added dropwise to a suspension of benzothiazol-6-yl-{4-[3-(4-chloro-3-methoxy-phenyl)-1H-pyrazol-4-yl]-pyrimidin-2-yl}-amine (Example 44) (20 mg, 0.046 mmoles) in methanol (2 mL) at rt. After stirring overnight at rt the suspension is diluted with water upon which the suspension turns to a clear yellow solution. The reaction mixture is extracted with ethyl acetate. The combined organic phases are dried over sodium sulfate, concentrated and chromatographed on SiO_2 (5% MeOH/ CH_2Cl_2) to yield the title compound as light yellow solid: ES-MS 451.0751 [M+H]⁺; single peak at $t_R = 4.93$ min (System 3).

Example 46: [4-(3-Benzo[1,3]dioxol-5-yl)-1H-pyrazol-4-yl]-pyrimidin-2-yl-(3,4,5-trimethoxy-phenyl)-amine

Sulfoxide-B (50 mg, 0.1522 mmoles) and 3,4,5-trimethoxy aniline (278.8 mg, 1.522 mmoles) are dissolved in 1,4-dioxane (2 mL). The reaction mixture is stirred at rt for 10 min, then

$\text{BF}_3 \cdot \text{Et}_2\text{O}$ (0.19 mL, 1.522 mmoles) is added dropwise at rt. The reaction mixture is stirred 10 min at rt, then heated to 100 °C overnight. After cooling to rt the reaction is quenched with water. The aqueous phase is extracted with ethyl acetate. The combined organic phases are dried over sodium sulfate, concentrated and chromatographed on SiO_2 (linear gradient 50→80% EtOAc in Hexanes) affording the title compound as a light yellow solid: ES-MS 448.1608 [M+H]; single peak at $t_R = 4.579$ min (System 3); $R_f = 0.58$ (100% EtOAc).



Example 47: 3-[4-(3-Benzof[1,3]dioxol-5-yl)-1H-pyrazol-4-yl]-pyrimidin-2-ylamino]-benzoic acid tert-butyl ester

Sulfoxide-B (206.6 mg, 0.63 mmol) and t-butyl-3-amino benzoate (370.5 mg, 1.92 mmol) are dissolved in THF (30 mL). The reaction mixture is stirred at rt and BF_3 etherate (0.2 mL, 1.58 mmol) is added. After 4 days at 80-100 °C more BF_3 etherate (0.1 mL, 0.79 mmol) is added. The reaction mixture is heated for 1 h at 100 °C, cooled to rt, and poured over saturated NaCl (aq.). The crude product is extracted with EtOAc and the combined organic layers are dried over MgSO_4 , filtered, concentrated, chromatographed on SiO_2 (0.5-5% MeOH/ CH_2Cl_2), and recrystallized (THF/Hexane) to yield the title compound as an off-white solid: TOF-MS 458.1791 (M+H⁺); single peak at $t_R = 17.077$ min (System 5); $R_f = 0.5$ (10% MeOH, 1% NH_4OH in CH_2Cl_2).

Example 48: 3-[4-(3-Benzof[1,3]dioxol-5-yl)-1H-pyrazol-4-yl]-pyrimidin-2-ylamino]-benzenesulfonamide

To Sulfoxide-B (378 mg, 1.15 mmol) and 3-amino-benzenesulfonamide (992 mg, 5.76 mmol) in 1,4-dioxane is added BF_3 etherate (364 μL , 2.88 mmol). The reaction mixture is refluxed for 16 h at 100 °C, cooled to rt, and concentrated under reduced pressure. The residue is mixed with a minimum amount of water and extracted with EtOAc. The combined extracts

are dried over MgSO_4 , filtered, and concentrated. The residue is chromatographed on SiO_2 (2-5% $\text{MeOH}/\text{CH}_2\text{Cl}_2$) to yield an orange solid. The orange solid is dissolved in MeOH and a precipitate is formed upon standing. The mixture is filtered to give the title compound as a beige solid: ES-MS 437 ($\text{M}+\text{H}^+$); single peak at $t_R = 17.8$ min (System 4); $R_f = 0.2$ (1:20, $\text{MeOH}/\text{CH}_2\text{Cl}_2$, followed by 1:10, $\text{MeOH}/\text{CH}_2\text{Cl}_2$).

Example 49: [4-(3-Benzof[1,3]dioxol-5-yl-1H-pyrazol-4-yl)-pyrimidin-2-yl]-(3-methylsulfanyl-phenyl)-amine

n-Butyl lithium (1.6 M in hexane, 2.28 mL, 3.65 mmol) is dropwise added to 3-(methylthio)aniline (0.58 mL, 3.69 mmol) in THF (anhydrous, 10 mL) at -78 °C and stirred for 1 h. Sulfoxide-B (404.2 mg, 1.23 mmol) in THF (anhydrous, 20 mL) is added. The reaction mixture is allowed to warm to rt, stirred for 41 h, and quenched with H_2O . The crude product is extracted with EtOAc. The organic layer is washed with saturated NaCl (aq.), dried over MgSO_4 , filtered, concentrated, and chromatographed on SiO_2 (linear gradient 50→60% EtOAc in Hexane) to obtain the title compound as an off-white solid: ES-MS 404.3 ($\text{M}+\text{H}^+$); single peak at $t_R = 16.264$ min (System 5); $R_f = 0.17$ (50% EtOAc/Hexane).

Example 50: {4-[3-(2,3-Dimethyl-phenyl)-1H-pyrazol-4-yl]-pyrimidin-2-yl}-[4-(4-methyl-piperazin-1-yl)-phenyl]-amine

The title compound is prepared as described in Example 33 using 2,3-dimethyl-benzoic acid ethyl ester.

2,3-Dimethylbenzoic acid ethyl ester is prepared from 2,3-dimethylbenzoic acid (98% Lancaster) as described in Example 5.

Example 51: {4-[3-(2,3-Dimethyl-phenyl)-1H-pyrazol-4-yl]-pyrimidin-2-yl}-[3,4,5-trimethoxy-phenyl]-amine

The title compound is prepared as described in Example 33 using 2,3-dimethyl-benzoic acid ethyl ester (see Example 50) and 3,4,5-trimethoxyphenylamine.

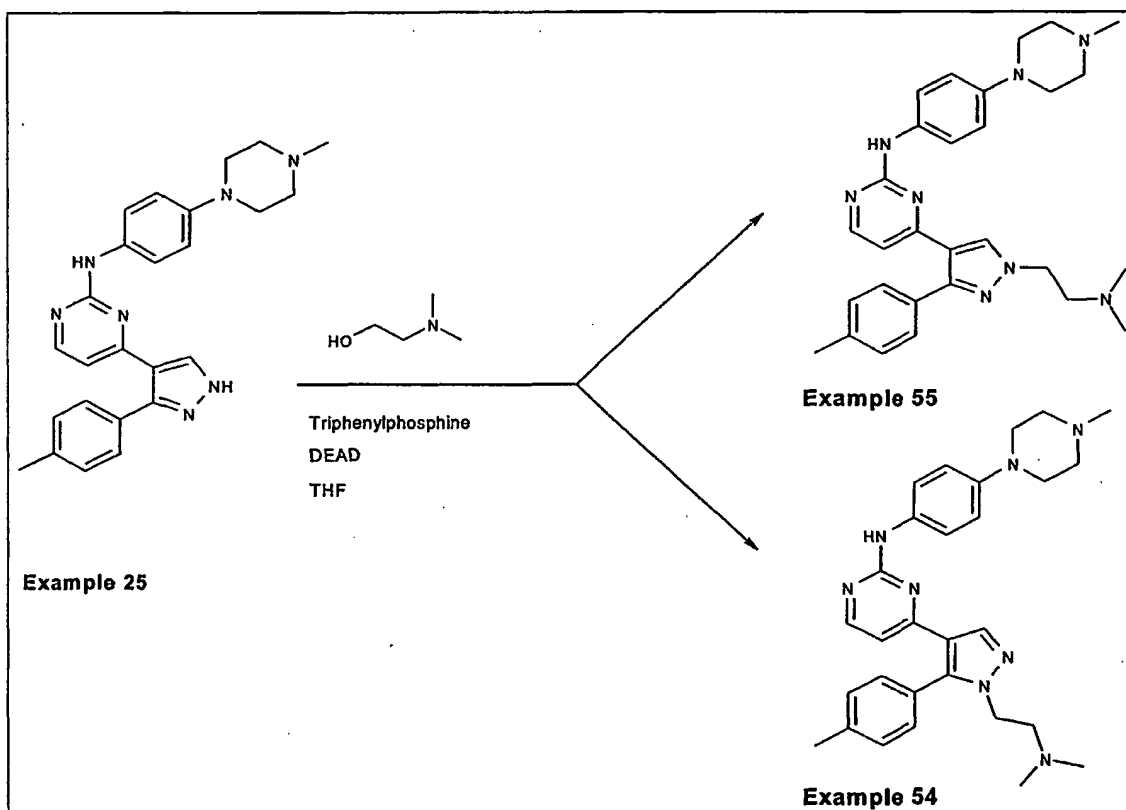
Example 52: {4-[3-(2-Chloro-phenyl)-1H-pyrazol-4-yl]-pyrimidin-2-yl}-[4-(4-methyl-piperazin-1-yl)-phenyl]-amine

The title compound is prepared as described in Example 33 using ethyl 2-chlorobenzoate (98% Lancaster).

Example 53: {4-[3-(2-Chloro-phenyl)-1H-pyrazol-4-yl]-pyrimidin-2-yl}-(3,4,5-trimethoxy-phenyl)-amine

The title compound is prepared as described in Example 33 using ethyl 2-chlorobenzoate (98% Lancaster) and 3,4,5-trimethoxyphenylamine.

General Synthetic Scheme 5:



Example 54: {4-[1-(2-Dimethylamino-ethyl)-5-p-tolyl-1H-pyrazol-4-yl]-pyrimidin-2-yl}-[4-(4-methyl-piperazin-1-yl)-phenyl]-amine

To the suspension of 90 mg (0.211 mMol) of [4-(4-methyl-piperazin-1-yl)-phenyl]-[4-(3-p-tolyl-1H-pyrazol-4-yl)-pyrimidin-2-yl]-amine (Example 25) in 4.5 mL of THF is added 38 mg (0.426 mMol) of 2-dimethylamino-ethanol (Fluka) and 122 mg (0.465 mMol) of triphenylphosphine (Fluka). The yellowish suspension is cooled to 0°C and treated with 81 mg (0.465 mMol) of DEAD*. The mixture is stirred without cooling for 17 h, followed by

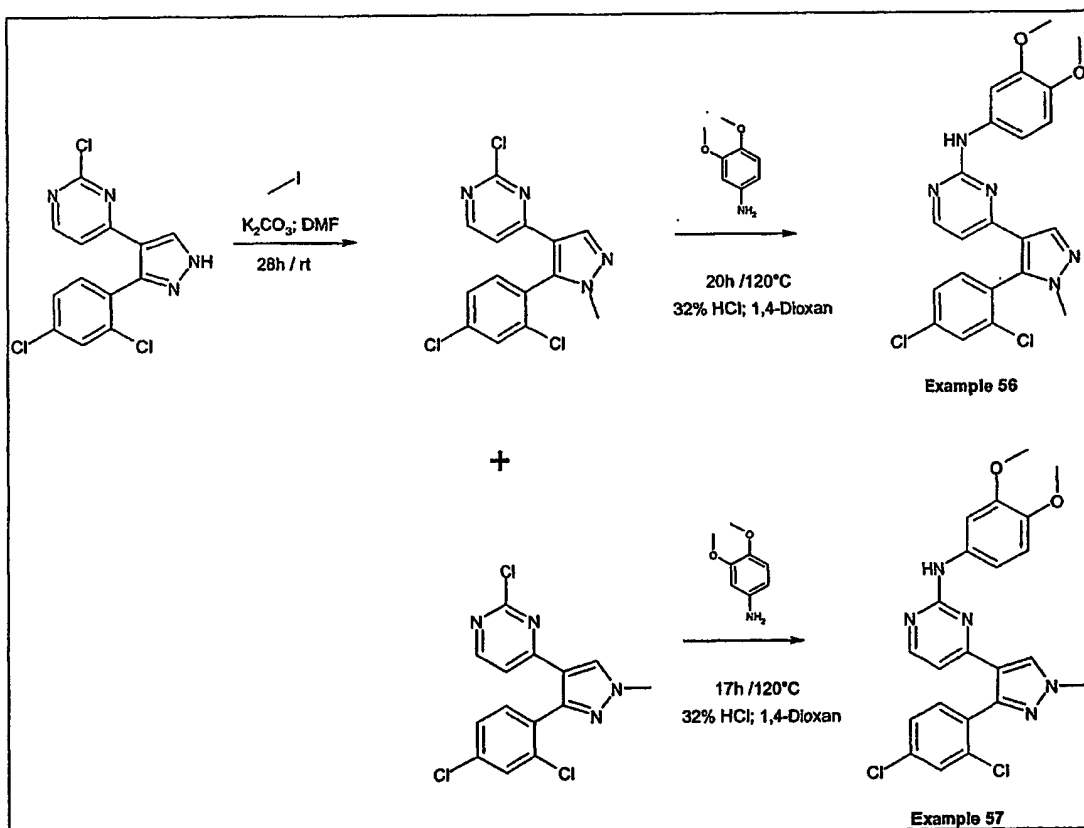
heating for 24 h at 60°C. After cooling to rt, the reaction mixture is filtered and washed with 5 mL of THF. The filtrate is concentrated under reduced pressure and the crude product is purified by repeated chromatography on silica gel, eluting with CH₂Cl₂/MeOH (9:1) and CH₂Cl₂/MeOH/H₂O 70:30:5 to obtain the title compound as beige crystals.

* Literature: Mitsunobu, Oyo; Synthesis 1981, p. 1-27.

Example 55: {4-[1-(2-Dimethylamino-ethyl)-3-p-tolyl-1H-pyrazol-4-yl]-pyrimidin-2-yl}-[4-(4-methyl-piperazin-1-yl)-phenyl]-amine

The title compound is prepared as described in Example 54 and isolated from the same reaction mixture.

General Synthetic Scheme 6:



Example 56: {4-[5-(2,4-Dichloro-phenyl)-1-methyl-1H-pyrazol-4-yl]-pyrimidin-2-yl}-(3,4-dimethoxy-phenyl)-amine

The title compound is prepared as described in Example 1 but using 2-chloro-4-[5-(2,4-dichloro-phenyl)-1-methyl-1H-pyrazol-4-yl]-pyrimidine and 3,4-dimethoxy-phenylamine.

2-Chloro-4-[5-(2,4-dichloro-phenyl)-1-methyl-1H-pyrazol-4-yl]-pyrimidine:

To the solution of 1 g (3.07 mMol) of 2-chloro-4-[3-(2,4-dichloro-phenyl)-1H-pyrazol-4-yl]-pyrimidine in 10 mL of DMF is added 0.467 g (3.38 mMol) of potassium carbonate at rt under an atmosphere of Argon. After stirring for 30 min, 1.15 mL (18.42 mMol) of methyl iodide is added. After completion of the reaction (28 h), the mixture is poured onto 100 mL of water, and extracted repeatedly with ethyl acetate. The combined organic layers are washed with NaHCO₃, water, brine, dried (Na₂SO₄), filtered and concentrated under reduced pressure. The crude product is purified twice over silica gel, eluting with ethyl acetate / hexanes (1:1) and CH₂Cl₂/MeOH (99:1) to obtain the title compound as orange crystals; m.p. 122-125°C; TLC (silica gel) R_f = 0.19 (CH₂Cl₂/ MeOH 99:1).

2-Chloro-4-[3-(2,4-dichloro-phenyl)-1H-pyrazol-4-yl]-pyrimidine is prepared as described in Example 1 using 2,4-dichloro-benzoic acid ethyl ester: m.p. 83-90°C; TLC (silica gel) R_f = 0.28 (ethyl acetate /hexane 1:1).

Example 57: {4-[3-(2,4-Dichloro-phenyl)-1-methyl-1H-pyrazol-4-yl]-pyrimidin-2-yl}-(3,4-dimethoxy-phenyl)-amine

The title compound is prepared as described in Example 1 but using 2-chloro-4-[3-(2,4-dichloro-phenyl)-1-methyl-1H-pyrazol-4-yl]-pyrimidine and 3,4-dimethoxy-phenylamine.

2-Chloro-4-[3-(2,4-dichloro-phenyl)-1-methyl-1H-pyrazol-4-yl]-pyrimidine:

The title compound is prepared as described in Example 56 for 2-chloro-4-[5-(2,4-dichloro-phenyl)-1-methyl-1H-pyrazol-4-yl]-pyrimidine and isolated from the same reaction mixture as yellow-orange crystals; m.p. 165-166°C; TLC (silica gel) R_f = 0.38 (CH₂Cl₂/ MeOH 99:1).

Example 58: 4-[4-(3-p-Tolyl-1H-pyrazol-4-yl)-pyrimidin-2-ylamino]-benzoic acid

The title compound is prepared as described in Example 30 using 4-methyl-benzoic acid ethyl ester.

Example 59: (4-Methyl-piperazin-1-yl)-[4-[4-(3-p-tolyl-1H-pyrazol-4-yl)-pyrimidin-2-ylamino]-phenyl]-methanone

The title compound is prepared as described in Example 31 using 4-[4-(3-p-tolyl-1H-pyrazol-4-yl)-pyrimidin-2-ylamino]-benzoic acid (Example 58).

Example 60: [4-(4-Methyl-piperazin-1-ylmethyl)-phenyl]-[4-(3-p-tolyl-1H-pyrazol-4-yl)-pyrimidin-2-yl]-amine

The title compound is prepared as described in Example 32 using (4-methyl-piperazin-1-yl)-[4-[4-(3-p-tolyl-1H-pyrazol-4-yl)-pyrimidin-2-ylamino]-phenyl]-methanone (Example 59).

Example 61: {4-[3-(4-Chloro-phenyl)-1-(2-dimethylamino-ethyl)-1H-pyrazol-4-yl]-pyrimidin-2-yl}-[4-(4-methyl-piperazin-1-yl)-phenyl]-amine

The title compound is prepared as described in Example 55 using 4-chloro-benzoic acid ethyl ester.

Example 62: {4-[5-(4-Chloro-phenyl)-1-(2-dimethylamino-ethyl)-1H-pyrazol-4-yl]-pyrimidin-2-yl}-[4-(4-methyl-piperazin-1-yl)-phenyl]-amine

The title compound is prepared as described in Example 54 using 4-chloro-benzoic acid ethyl ester.

Example 63: [4-(4-Methyl-piperazin-1-yl)-phenyl]-[4-(1-methyl-5-p-tolyl-1H-pyrazol-4-yl)-pyrimidin-2-yl]-amine

The title compound is prepared as described in Example 54 using methanol instead.

Example 64: [4-(4-Methyl-piperazin-1-yl)-phenyl]-[4-(1-methyl-3-p-tolyl-1H-pyrazol-4-yl)-pyrimidin-2-yl]-amine

The title compound is prepared as described in Example 55 using methanol.

Example 65: [4-(4-Methyl-piperazin-1-ylmethyl)-phenyl]-[4-(1-methyl-5-p-tolyl-1H-pyrazol-4-yl)-pyrimidin-2-yl]-amine

The title compound is prepared as described in Example 54 starting from [4-(4-methyl-piperazin-1-ylmethyl)-phenyl]-[4-(3-p-tolyl-1H-pyrazol-4-yl)-pyrimidin-2-yl]-amine (Example 60) and methanol.

Example 66: [4-(4-Methyl-piperazin-1-ylmethyl)-phenyl]-[4-(1-methyl-3-p-tolyl-1H-pyrazol-4-yl)-pyrimidin-2-yl]-amine

The title compound is prepared as described in Example 55 starting from [4-(4-methyl-piperazin-1-ylmethyl)-phenyl]-[4-(3-p-tolyl-1H-pyrazol-4-yl)-pyrimidin-2-yl]-amine (Example 60) and methanol.

Example 67: {4-[3-(4-Chloro-phenyl)-1H-pyrazol-4-yl]-pyrimidin-2-yl}-(3,4,5-trimethoxy-phenyl)-amine

The title compound is prepared as described in Example 1 using 3,4,5-trimethoxyphenylamine.

Example 68: {4-[3-(4-Chloro-phenyl)-1H-pyrazol-4-yl]-pyrimidin-2-yl}-(3,4-dimethoxy-phenyl)-amine

The title compound is prepared as described in Example 1 using 3,4-dimethoxyphenylamine.

Example 69: {4-[3-(4-Chloro-phenyl)-1H-pyrazol-4-yl]-pyrimidin-2-yl}-(3-methoxy-phenyl)-amine

The title compound is prepared as described in Example 1 using 4-methoxyphenylamine.

Example 70: {4-[3-(4-Chloro-phenyl)-1-(2-dimethylamino-ethyl)-1H-pyrazol-4-yl]-pyrimidin-2-yl}-(3,4,5-trimethoxy-phenyl)-amine

The title compound is prepared as described in Example 55 starting from {4-[3-(4-chloro-phenyl)-1H-pyrazol-4-yl]-pyrimidin-2-yl}-(3,4,5-trimethoxy-phenyl)-amine (Example 67).

Example 71: {4-[5-(4-Chloro-phenyl)-1-(2-dimethylamino-ethyl)-1H-pyrazol-4-yl]-pyrimidin-2-yl}-(3,4,5-trimethoxy-phenyl)-amine

The title compound is prepared as described in Example 54 starting from {4-[3-(4-chloro-phenyl)-1H-pyrazol-4-yl]-pyrimidin-2-yl}-(3,4,5-trimethoxy-phenyl)-amine (Example 67).

Example 72: {4-[5-(4-Chloro-phenyl)-1-(2-dimethylamino-ethyl)-1H-pyrazol-4-yl]-pyrimidin-2-yl}-(3,4,5-trimethoxy-phenyl)-amine

The title compound is prepared as described in Example 55 starting from {4-[3-(4-chloro-phenyl)-1H-pyrazol-4-yl]-pyrimidin-2-yl}-(3,4-dimethoxy-phenyl)-amine (Example 68).

Example 73: {4-[5-(4-Chloro-phenyl)-1-(2-dimethylamino-ethyl)-1H-pyrazol-4-yl]-pyrimidin-2-yl}-(3,4-dimethoxy-phenyl)-amine

The title compound is prepared as described in Example 54, starting from {4-[3-(4-chloro-phenyl)-1H-pyrazol-4-yl]-pyrimidin-2-yl}-(3,4-dimethoxy-phenyl)-amine (Example 68).

Example 74: {4-[3-(4-Chloro-phenyl)-1-(2-dimethylamino-ethyl)-1H-pyrazol-4-yl]-pyrimidin-2-yl}-(3-methoxy-phenyl)-amine

The title compound is prepared as described in Example 55 starting from {4-[3-(4-chloro-phenyl)-1H-pyrazol-4-yl]-pyrimidin-2-yl}-(3-methoxy-phenyl)-amine (Example 69).

Example 75: {4-[5-(4-Chloro-phenyl)-1-(2-dimethylamino-ethyl)-1H-pyrazol-4-yl]-pyrimidin-2-yl}-(3-methoxy-phenyl)-amine

The title compound is prepared as described in Example 54 starting from {4-[3-(4-chloro-phenyl)-1H-pyrazol-4-yl]-pyrimidin-2-yl}-(3-methoxy-phenyl)-amine (Example 69).

Example 76: {4-[3-(4-Chloro-phenyl)-1-(2-dimethylamino-ethyl)-1H-pyrazol-4-yl]-pyrimidin-2-yl}-[4-(4-methyl-piperazin-1-ylmethyl)-phenyl]-amine

The title compound is prepared as described in Example 55, starting from {4-[3-(4-chloro-phenyl)-1H-pyrazol-4-yl]-pyrimidin-2-yl}-[4-(4-methyl-piperazin-1-yl-methyl)-phenyl]-amine (Example 32) and 2-dimethylamino-ethanol (Fluka).

Example 77: {4-[5-(4-Chloro-phenyl)-1-(2-dimethylamino-ethyl)-1H-pyrazol-4-yl]-pyrimidin-2-yl}-[4-(4-methyl-piperazin-1-ylmethyl)-phenyl]-amine

The title compound is prepared as described in Example 54, starting from {4-[3-(4-chloro-phenyl)-1H-pyrazol-4-yl]-pyrimidin-2-yl}-[4-(4-methyl-piperazin-1-yl-methyl)-phenyl]-amine (Example 32) and 2-dimethylamino-ethanol (Fluka).

Example 78: {4-[3-(4-Chloro-phenyl)-1-methyl-1H-pyrazol-4-yl]-pyrimidin-2-yl}-[4-(4-methyl-piperazin-1-ylmethyl)-phenyl]-amine

The title compound is prepared as described in Example 55 starting from {4-[3-(4-chloro-phenyl)-1H-pyrazol-4-yl]-pyrimidin-2-yl}-[4-(4-methyl-piperazin-1-yl-methyl)-phenyl]-amine (Example 32) and methanol.

Example 79: {4-[5-(4-Chloro-phenyl)-1-methyl-1H-pyrazol-4-yl]-pyrimidin-2-yl}-[4-(4-methyl-piperazin-1-ylmethyl)-phenyl]-amine

The title compound is prepared as described in Example 54 starting from {4-[3-(4-chloro-phenyl)-1H-pyrazol-4-yl]-pyrimidin-2-yl}-[4-(4-methyl-piperazin-1-yl-methyl)-phenyl]-amine (Example 32) and methanol.

Example 80: {4-[3-(4-Chloro-phenyl)-1-(1-methyl-piperidin-4-yl)-1H-pyrazol-4-yl]-pyrimidin-2-yl}-[4-(4-methyl-piperazin-1-ylmethyl)-phenyl]-amine

The title compound is prepared as described in Example 55 starting from {4-[3-(4-chloro-phenyl)-1H-pyrazol-4-yl]-pyrimidin-2-yl}-[4-(4-methyl-piperazin-1-yl-methyl)-phenyl]-amine (Example 32) and 1-methyl-piperidin-4-ol.

Example 81: {4-[5-(4-Chloro-phenyl)-1-(1-methyl-piperidin-4-yl)-1H-pyrazol-4-yl]-pyrimidin-2-yl}-[4-(4-methyl-piperazin-1-ylmethyl)-phenyl]-amine

The title compound is prepared as described in Example 54 starting from {4-[3-(4-chloro-phenyl)-1H-pyrazol-4-yl]-pyrimidin-2-yl}-[4-(4-methyl-piperazin-1-yl-methyl)-phenyl]-amine (Example 32) and 1-methyl-piperidin-4-ol.

Example 82: {4-[1-(2-Dimethylamino-ethyl)-5-p-tolyl-1H-pyrazol-4-yl]-pyrimidin-2-yl}-[4-(4-methyl-piperazin-1-ylmethyl)-phenyl]-amine

The title compound is prepared as described in Example 54 starting from [4-(4-methyl-piperazin-1-ylmethyl)-phenyl]-[4-(3-p-tolyl-1H-pyrazol-4-yl)-pyrimidin-2-yl]-amine (Example 60) and 2-dimethylamino-ethanol.

Example 83: {4-[1-(2-Dimethylamino-ethyl)-3-p-tolyl-1H-pyrazol-4-yl]-pyrimidin-2-yl}-[4-(4-methyl-piperazin-1-ylmethyl)-phenyl]-amine

The title compound is prepared as described in Example 55 starting from [4-(4-methyl-piperazin-1-ylmethyl)-phenyl]-[4-(3-p-tolyl-1H-pyrazol-4-yl)-pyrimidin-2-yl]-amine (Example 60) and 2-dimethylamino-ethanol.

Example 84: [4-(4-Methyl-piperazin-1-ylmethyl)-phenyl]-[4-[1-(1-methyl-piperidin-4-yl)-5-p-tolyl-1H-pyrazol-4-yl]-pyrimidin-2-yl]-amine

The title compound is prepared as described in Example 54 starting from [4-(4-methyl-piperazin-1-ylmethyl)-phenyl]-[4-(3-p-tolyl-1H-pyrazol-4-yl)-pyrimidin-2-yl]-amine (Example 60) and 1-methyl-piperidin-4-ol.

Example 85: [4-(4-Methyl-piperazin-1-ylmethyl)-phenyl]-[4-[1-(1-methyl-piperidin-4-yl)-3-p-tolyl-1H-pyrazol-4-yl]-pyrimidin-2-yl]-amine

The title compound is prepared as described in Example 55 starting from [4-(4-methyl-piperazin-1-ylmethyl)-phenyl]-[4-(3-p-tolyl-1H-pyrazol-4-yl)-pyrimidin-2-yl]-amine (Example 60) and 1-methyl-piperidin-4-ol.

Physical Characterization: data Examples 50-85

Example No.	m.p. from to [°C]	HPLC [min.] / System 1	mass spectra;
			ESI; m/z = [M+H] ⁺
50	305	307	3.48
51	249	250	4.78
52	310	315	3.18
53	257.5	259.5	4.43
54	184	187	2.60
55	174	176	2.86
56	157	159	5.04
57	180	182	5.01
58	341	355	4.16
59	264	266	3.29
60	250	253	3.17
61	148	156	2.93
62	173	179	2.64
63	261	263	3.65
64	203	206	3.52
65	192	193	3.6
66	151	153	3.47
67	271	277	4.67
68	261	265	4.28
69	261	264	4.98
70	150	153	4.15

- 66 -

71	153	160	3.86	
72	amorphous		3.81	479.1
73	157	160	3.54	
74	amorphous		4.45	449
75	118	125	4.20	
76	amorphous		2.90	531.2
77	159	163	2.68	
78	166	169	3.51	
79	186	189	3.59	
80	164	166	2.94	
81	180	182	2.86	
82	123	147	2.68	
83	62	66	2.88	
84	187	188	2.80	
85	174	175	2.93	

Example 86: {4-[3-(4-Chloro-3-methyl-phenyl)-1H-pyrazol-4-yl]-pyrimidin-2-yl}-(3,4-dimethoxy-phenyl)-amine

The title compound is prepared as described in Example 1 using 4-chloro-3-methyl-benzoic acid ethyl ester and 3,4-dimethoxy-phenylamine instead.

Example 87: (3-Methoxy-phenyl)-{4-[3-(4-trifluoromethyl-phenyl)-1H-pyrazol-4-yl]-pyrimidin-2-yl}-amine

The title compound is prepared as described in Example 1 using 4-trifluoromethyl-benzoic acid ethyl ester and 3-methoxy-phenylamine instead.

Example 88: (3-Methoxy-phenyl)-{4-[1-methyl-3-(4-trifluoromethyl-phenyl)-1H-pyrazol-4-yl]-pyrimidin-2-yl}-amine

The title compound is prepared as described in Example 55 starting from (3-methoxy-phenyl)-{4-[3-(4-trifluoromethyl-phenyl)-1H-pyrazol-4-yl]-pyrimidin-2-yl}-amine (Example 87) and using methanol instead.

Example 89: (3-Methoxy-phenyl)-{4-[1-methyl-5-(4-trifluoromethyl-phenyl)-1H-pyrazol-4-yl]-pyrimidin-2-yl}-amine

The title compound is prepared as described in Example 88 and isolated from the same reaction mixture.

Example 90: {4-[1-(2-Dimethylamino-ethyl)-3-(4-trifluoromethyl-phenyl)-1H-pyrazol-4-yl]-pyrimidin-2-yl}-(3-methoxy-phenyl)-amine

The title compound is prepared as described in Example 55 starting from (3-methoxy-phenyl)-{4-[3-(4-trifluoromethyl-phenyl)-1H-pyrazol-4-yl]-pyrimidin-2-yl}-amine (Example 87).

Example 91: {4-[3-(4-Chloro-phenyl)-1-methyl-1H-pyrazol-4-yl]-pyrimidin-2-yl}-[4-(4-methyl-piperazin-1-yl)-phenyl]-amine

The title compound is prepared as described in Example 55 starting from {4-[3-(4-chloro-phenyl)-1H-pyrazol-4-yl]-pyrimidin-2-yl}-[4-(4-methyl-piperazin-1-yl)-phenyl]-amine (Example 1) and using methanol instead.

Example 92: {4-[5-(4-Chloro-phenyl)-1-methyl-1H-pyrazol-4-yl]-pyrimidin-2-yl}-[4-(4-methyl-piperazin-1-yl)-phenyl]-amine

The title compound is prepared as described in Example 91 and isolated from the same reaction mixture.

Example 93: [4-(4-Methyl-piperazin-1-yl)-phenyl]-{4-[3-(4-trifluoromethyl-phenyl)-1H-pyrazol-4-yl]-pyrimidin-2-yl}-amine

The title compound is prepared as described in Example 1 using 4-trifluoromethyl-benzoic acid ethyl ester instead.

Example 94: [4-(4-Methyl-piperazin-1-ylmethyl)-phenyl]-{4-[3-(4-trifluoromethyl-phenyl)-1H-pyrazol-4-yl]-pyrimidin-2-yl}-amine

The title compound is prepared as described in Examples 30-32 using 4-trifluoromethyl-benzoic acid ethyl ester instead.

Example 95: [4-(3-p-Tolyl-1H-pyrazol-4-yl)-pyrimidin-2-yl]-(3-trifluoromethoxy-phenyl)-amine

The title compound is prepared as described in Example 1 using 4-methyl-benzoic acid ethyl ester and 3-trifluoromethoxy-phenylamine instead.

Example 96: (4-Methanesulfonyl-phenyl)-[4-(3-p-tolyl-1H-pyrazol-4-yl)-pyrimidin-2-yl]-amine

The title compound is prepared as described in Example 1 using 4-methyl-benzoic acid ethyl ester and 4-methyl-benzoic acid ethyl ester instead.

Example 97: (3-{4-[3-(4-Chloro-phenyl)-1H-pyrazol-4-yl]-pyrimidin-2-ylamino}-phenyl)-(4-methyl-piperazin-1-yl)-methanone

The title compound is prepared as described in Examples 30-31 using 3-amino-benzoic acid instead.

Example 98: {4-[3-(4-Chloro-phenyl)-1H-pyrazol-4-yl]-pyrimidin-2-yl}-(4-methane-sulfonyl-phenyl)-amine

The title compound is prepared as described in Example 96 using 4-chloro-benzoic acid ethyl ester instead.

Example 99: {(3-Methoxy-phenyl)-[4-(3-p-tolyl-1H-pyrazol-4-yl)-pyrimidin-2-yl]-amine

The title compound is prepared as described in Example 1 using 4-methyl-benzoic acid ethyl ester and 3-methoxy-phenylamine instead.

Example 100: (3-Methoxy-phenyl)-{4-[3-(3-trifluoromethyl-phenyl)-1H-pyrazol-4-yl]-pyrimidin-2-yl}-amine

The title compound is prepared as described in Example 1 using 3-trifluoromethyl-benzoic acid ethyl ester and 3-methoxy-phenylamine instead.

Example 101: [4-(4-Ethyl-piperazin-1-ylmethyl)-phenyl]-[4-(3-p-tolyl-1H-pyrazol-4-yl)-pyrimidin-2-yl]-amine

The title compound is prepared as described in Examples 58-60 using 1-ethyl-piperazine instead.

Example 102: [3-(4-Methyl-piperazin-1-ylmethyl)-phenyl]-[4-(3-p-tolyl-1H-pyrazol-4-yl)-pyrimidin-2-yl]-amine

The title compound is prepared as described in Examples 58-60 using 3-amino-benzoic acid instead.

Example 103: {4-[3-(4-Chloro-phenyl)-1H-pyrazol-4-yl]-pyrimidin-2-yl}-[3-(4-methyl-piperazin-1-ylmethyl)-phenyl]-amine

The title compound is prepared as described in Examples 58-60 using 4-chloro-benzoic acid ethyl ester and 3-amino-benzoic acid instead.

Example 104: [3-(4-Methyl-piperazin-1-ylmethyl)-phenyl]-[4-(3-phenyl-1H-pyrazol-4-yl)-pyrimidin-2-yl]-amine

The title compound is prepared as described in Example 103. De-chlorination took place due to prolonged exposure to lithium aluminum hydride.

Example 105: {4-[3-(4-Chloro-phenyl)-1-methyl-1H-pyrazol-4-yl]-pyrimidin-2-yl}-[3-(4-methyl-piperazin-1-ylmethyl)-phenyl]-amine

The title compound is prepared as described in Example 88 starting from {4-[3-(4-chloro-phenyl)-1H-pyrazol-4-yl]-pyrimidin-2-yl}-[3-(4-methyl-piperazin-1-yl-methyl)-phenyl]-amine (Example 103).

Example 106: {4-[5-(4-Chloro-phenyl)-1-methyl-1H-pyrazol-4-yl]-pyrimidin-2-yl}-[3-(4-methyl-piperazin-1-ylmethyl)-phenyl]-amine

The title compound is prepared as described in Example 105 and isolated from the same reaction mixture.

Physical Characterization: data Examples 86-106

Example No.	m.p. from to [°C]		HPLC [min.] / System 1	mass spectra;
				ESI; m/z = [M+H] ⁺
86			4.54	422.1
87	260	275	5.34	
88	173	174	5.96	
89	167	168	5.81	
90	111	115	4.72	
91	202	204	3.56	
92	264	267	3.64	
93	276	280	3.60	
94	228	235	3.56	
95	283	284	6.25	
96	305	307	4.59	

97	338	343	3.47
98	293	296	4.76
99	266	273	4.83
100	208	220	5.29
101	257	259	3.21
102	239	241	3.21
103	243	248	3.31
104	245	248	2.92
105	152	157	3.64
106	125	130	3.71

Example 107: {4-[3-(4-Chloro-phenyl)-1-(1-methyl-piperidin-4-ylmethyl)-1H-pyrazol-4-yl]-pyrimidin-2-yl}-(3-methoxy-phenyl)-amine

The title compound is prepared as described in Example 55 using 3-methoxy-phenylamine and 1-methyl-4-piperidinemethanol (Chem Pacific; 33077; for preparation see also Example 27).

Example 108: {4-[5-(4-Chloro-phenyl)-1-(1-methyl-piperidin-4-ylmethyl)-1H-pyrazol-4-yl]-pyrimidin-2-yl}-(3-methoxy-phenyl)-amine

The title compound is prepared as described in Example 107 and isolated from the same reaction mixture.

Example 109: [4-(4-Ethyl-piperazin-1-yl)-phenyl]-[4-(3-p-tolyl-1H-pyrazol-4-yl)-pyrimidin-2-yl]-amine

The title compound is prepared as described in Example 1 using 4-methyl-benzoic acid ethyl ester and 4-(4-ethyl-piperazin-1-yl)-phenylamine instead.

4-(4-Ethyl-piperazin-1-yl)-phenylamine is prepared in 2 steps from 1-bromo-4-nitro-benzene and 1-ethyl-piperazine as described in Example 1, Step A and B.

Example 110: [4-(4-Methyl-piperazin-1-ylmethyl)-phenyl]-{4-[3-(3-trifluoromethyl-phenyl)-1H-pyrazol-4-yl]-pyrimidin-2-yl}-amine

The title compound is prepared as described in Examples 30-32 using 3-trifluoromethylbenzoic acid ethyl ester instead.

Example 111: 2-(4-{4-[4-(3-p-Tolyl-1H-pyrazol-4-yl)-pyrimidin-2-ylamino]-benzyl}-piperazin-1-yl)-ethanol

The title compound is prepared as described in Examples 58-60 using 2-piperazin-1-yl-ethanol instead.

Example 112: {4-[3-(4-Chloro-phenyl)-1-methyl-1H-pyrazol-4-yl]-pyrimidin-2-yl}-[3-(1-methyl-piperidin-4-ylmethoxy)-phenyl]-amine

The title compound is prepared as described in Example 91 using 3-(1-methyl-piperidin-4-ylmethoxy)-phenylamine instead.

For the preparation of 3-(1-methyl-piperidin-4-ylmethoxy)-phenylamine see Example 125.

Example 113: 3-{4-[3-(3,5-Dimethoxy-phenyl)-1H-pyrazol-4-yl]-pyrimidin-2-ylamino}-benzenesulfonamide

The title compound is prepared as described in Example 1 using 3,5-dimethoxy-benzoic acid ethyl ester and 3-amino-benzenesulfonamide.

Example 114: {4-[3-(4-Chloro-phenyl)-1H-pyrazol-4-yl]-pyrimidin-2-yl}-[4-(4-ethyl-piperazin-1-ylmethyl)-phenyl]-amine

The title compound is prepared as described in Example 32 using 1-ethyl-piperazine instead.

Example 115: [4-(4-Ethyl-piperazin-1-ylmethyl)-phenyl]-[4-(3-phenyl-1H-pyrazol-4-yl)-pyrimidin-2-yl]-amine

The title compound is prepared as described in Example 114. De-chlorination took place due to prolonged exposure to lithium aluminum hydride.

Example 116: {4-[3-(4-Chloro-phenyl)-1H-pyrazol-4-yl]-pyrimidin-2-yl}-[4-(1H-tetrazol-5-yl)-phenyl]-amine

The title compound is prepared starting from 4-{4-[3-(4-chloro-phenyl)-1H-pyrazol-4-yl]-pyrimidin-2-ylamino}-benzonitrile. 4-{4-[3-(4-chloro-phenyl)-1H-pyrazol-4-yl]-pyrimidin-2-ylamino}-benzonitrile (0.932 g; 2.5 mMol) is suspended in o-xylene (10 mL) and treated at rt

with azidotributyltin (1.66 g; 1.37 mL; 5 mMol). After stirring the yellow suspension at 160°C for 117 h the reaction mixture is filtered off without cooling and the crystals are washed with o-xylene. Since the reaction is still incomplete, the crude product is resuspended in o-xylene (20 mL) and treated at rt with azidotributyltin (1.37 mL; 5 mMol). After stirring the yellow suspension at 160°C for 117 h the reaction mixture is filtered off without cooling and the crystals are washed with o-xylene. The crude product is suspended in methanol (100 mL), refluxed and filtered without cooling. The crude product is acidified with 4N HCL/methanol and extracted with ethyl acetate. The aqueous layer is basified with 4N NaOH (ca. pH 12) and extracted with ethyl acetate. Upon this treatment, the product precipitates from the aqueous layer and is filtered off to obtain the title compound.

4-{4-[3-(4-Chloro-phenyl)-1H-pyrazol-4-yl]-pyrimidin-2-ylamino}-benzonitrile:

The title compound is prepared as described in Example 1 using 4-aminobenzonitrile HCl salt instead.

Example 117: [4-(4-Ethyl-piperazin-1-ylmethyl)-phenyl]-[4-(1-methyl-3-p-tolyl-1H-pyrazol-4-yl)-pyrimidin-2-yl]-amine

[4-(4-Ethyl-piperazin-1-ylmethyl)-phenyl]-[4-(3-p-tolyl-1H-pyrazol-4-yl)-pyrimidin-2-yl]-amine (Example 101) (165 mg; 0.364 mMol) is suspended in toluene (3 mL) and treated with DMF-DMA (168 mg; 1.32 mMol, 187 µL) at rt. The mixture is stirred at reflux for a total of 102 h whereby additional DMF-DMA is added after 48 h (187 µL), after 61 h (187 µL) and after 82 h (374 µL). Upon completion of the reaction and cooling to rt the solvent is removed under reduced pressure. The crude product mixture is purified by reversed phase chromatography (Lichroprep® RP18 15-25 µM; eluting with 18% CH₃CN (0.1% TFA) / 82% H₂O (0.1% TFA)). The pure fractions 27-34 are combined and evaporated. The residue is dissolved in H₂O (2 mL) and neutralized with 1N NaOH. The crystalline product (free base) is filtered off, washed with H₂O and dried at 60°C to obtain the title compound as beige crystalline powder.

Example 118: [4-(4-Ethyl-piperazin-1-ylmethyl)-phenyl]-[4-(1-methyl-5-p-tolyl-1H-pyrazol-4-yl)-pyrimidin-2-yl]-amine

The title compound is isolated from the reaction described in Example 117. The pure fractions 40-59 are combined and evaporated. The residue is dissolved in H₂O (2 mL) and

neutralized with 1N NaOH. The crystalline product (free base) is filtered off, washed with H₂O and dried at 60°C to obtain the title compound as beige crystalline powder.

Example 119: {4-[3-(4-Chloro-phenyl)-1H-pyrazol-4-yl]-pyrimidin-2-yl}-[4-[(2,2,6,6-tetramethyl-piperidin-4-ylamino)-methyl]-phenyl]-amine

The title compound is prepared as described in Example 32 using 2,2,6,6-tetramethyl-piperidin-4-ylamine instead.

Example 120: [4-(3-Phenyl-1H-pyrazol-4-yl)-pyrimidin-2-yl]-[4-[(2,2,6,6-tetramethyl-piperidin-4-ylamino)-methyl]-phenyl]-amine

The title compound is prepared as described in Example 119. De-chlorination took place due to prolonged exposure to lithium aluminum hydride.

Example 121: {4-[3-(4-Chloro-phenyl)-1H-pyrazol-4-yl]-pyrimidin-2-yl}-[4-(4-ethyl-piperazin-1-yl)-phenyl]-amine

The title compound is prepared as described in Example 109 using 4-chloro-benzoic acid ethyl ester instead.

Example 122: {4-[3-(4-Chloro-phenyl)-1H-pyrazol-4-yl]-pyrimidin-2-yl}-[4-piperazin-1-yl-phenyl]-amine

The title compound is prepared as described in Example 1 using piperazine instead.

Physical Characterization: data Examples 107-122

Example No.	m.p. from to [°C]		HPLC	mass spectra;
			[min.]/System [R1]	ESI; m/z = [M+H] ⁺
107	65	68	4.44	
108	180	182	4.21	
109	280	282	3.27	
110	221	223	3.45	
111	233	240	3.37	
112	138	141	4.51	
113	257	259	4.27	

114	247	253	3.48	
115	227	233	3.14	
116	369	372	4.42	
117	88	90	3.72	
118	82	85	3.86	
119	amorphous		3.60	516
120	213	220	3.25	
121	268	271	3.58	
122	214	226	3.38	

Example 123: [3-(1-Methyl-piperidin-4-yloxymethyl)-phenyl]-[4-(3-p-tolyl-1H-pyrazol-4-yl)-pyrimidin-2-yl]-amine

The title compound is prepared as described in Example 25 using 3-(1-methyl-piperidin-4-yloxymethyl)-phenylamine.

3-(1-Methyl-piperidin-4-yloxymethyl)-phenylamine is prepared as follows:

A 500 mL 4-necked flask with mechanical stirrer, N₂ inlet and reflux condenser is charged with 9.3 g (37.2 mmol) 1-methyl-4-(3-nitro-benzyloxy)-piperidine and 150 mL of acetic acid. Under efficient stirring 13.14 g (223 mmol) of iron powder is added and the mixture heated in an oil bath. At around 90 to 100 °C an exothermic reaction starts. The heating is interrupted for about 15 min until the exothermic reaction ceases and then the mixture is re-immersed into the oil bath and heated for 1 h at 120 °C. The mixture is transferred to a round-bottomed flask and the solvent removed under reduced pressure. The residue is taken up in 1N HCl and washed with ethyl acetate (3x200 mL). The aqueous phase is treated with sodium carbonate until PH 9-10. The voluminous precipitate is removed by filtration through Celite and the solid washed extensively with ethyl acetate. The aqueous filtrate and the ethyl acetate washings are separated and the aqueous phase extracted with ethyl acetate. The organic phase is washed with brine, dried with sodium sulfate and evaporated. According to the H-NMR the residue is composed of a 1:1 mixture of the desired aniline and the corresponding acetanilide. The mixture is therefore dissolved in 50 mL of ethanol and treated with 50 mL of 2N NaOH. The resulting mixture is heated 20 h under reflux. After cooling the ethanol is distilled off and the remaining aqueous phase extracted with dichloromethane (2x150 mL). The organic phases are washed with brine, dried with

potassium carbonate and evaporated. 3-(1-Methyl-piperidin-4-yloxymethyl)-phenylamine is obtained as a brown viscous oil and used without further purification. HPLC: 7.54 (System X2); [M+H]⁺ 221.0.

1-Methyl-4-(3-nitro-benzyloxy)-piperidine is prepared as follows:

4-Hydroxy-1-methylpiperidine (11.5 g, 0.1 mol) is dissolved in 250 mL dichloromethane. A solution of 100 g NaOH in 100 mL of water is added followed by 17.2 g (0.1 mol) 3-nitro-benzylchloride and a catalytic amount of benzyl-triethylammonium chloride. The mixture is stirred very efficiently during 2 h at rt and then poured into 300 mL of ice-cold water. The organic layer is separated and the organic phase extracted once more with dichloromethane. The organic phase is extracted with 1N HCl (2x200 mL) and the aqueous extracts adjusted to pH 9-10 by the addition of solid sodium carbonate. The basic solution is extracted with ethyl acetate (2x200 mL) and the organic phase washed with brine, dried over potassium carbonate and evaporated. 1-Methyl-4-(3-nitro-benzyloxy)-piperidine is obtained as brown viscous oil. HPLC: 1.35 (System XS); [M+H]⁺ 251.0.

Example 124: [3-(1-Methyl-piperidin-4-ylmethoxy)-phenyl]-[4-(3-p-tolyl-1H-pyrazol-4-yl)-pyrimidin-2-yl]-amine

The title compound is prepared as described in Example 1 using ethyl-4-methylbenzoate (see Example 25) and [3-(1-methyl-piperidin-4-ylmethoxy)-phenyl]-carbamic acid *tert*-butyl ester (see Example 27).

Example 125: [3-(1-Methyl-piperidin-4-ylmethoxy)-phenyl]-[4-(1-methyl-3-p-tolyl-1H-pyrazol-4-yl)-pyrimidin-2-yl]-amine

3-(1-Methyl-piperidin-4-ylmethoxy)-phenylamine dihydrochloride (206 mg, 0.7 mmol) is suspended in 1.5 mL *n*-butanol and 1.5 mL dioxane. 2-Chloro-4-(1-methyl-3-p-tolyl-1H-pyrazol-4-yl)-pyrimidine (100 mg, 0.35 mmol) is added and the mixture heated under reflux for 15 h. The yellow suspension is evaporated to dryness and the residue portioned between 8 mL 20% potassium carbonate solution and 10 mL dichloromethane. The organic phase is dried with sodium sulfate and evaporated. The crude product is purified by flash-chromatography on Silica Gel using dichloromethane/methanol 100:1.25→100:5 and then dichloromethane/methanol/conc. ammonia 100:5:0.25→100:10:0.25. The title compound is obtained as a foam.

2-Chloro-4-(1-methyl-3-p-tolyl-1*H*-pyrazol-4-yl)-pyrimidine is prepared as follows:

2-Chloro-4-(3-p-tolyl-1*H*-pyrazol-4-yl)-pyrimidine (see Example 25, 1.35 g, 0.005 mol) is suspended in 20 mL of toluene and treated with 2.7 mL (0.019 mol) *N,N*-dimethylformamide-dimethylacetal. The reaction mixture is heated 1 h at 60 °C and then 16 h at 120 °C. The clear yellow solution is evaporated. The crystalline residue is triturated with 10 mL of ether. The crystalline material is collected by filtration, washed with ether and dried. 2-Chloro-4-(3-p-tolyl-1*H*-pyrazol-4-yl)-pyrimidine is obtained as colorless crystals. m.p. 194-197 °C; HPLC: 7.54 (System X2); [M+H]⁺ 221.0.

3-(1-Methyl-piperidin-4-ylmethoxy)-phenylamine dihydrochloride is prepared as follows:

[3-(1-Methyl-piperidin-4-ylmethoxy)-phenyl]-carbamic acid *tert*-butyl ester (1.6 g, 0.005 mol) is dissolved in 10 mL of methanol and treated with 10 mL 6 N HCl. The solution is stirred at rt over night and then heated for 4 h to 60 °C. The solvent is removed under reduced pressure and the residue dried under vacuum to give a tan foam which is used without further purification. HPLC: 8.20 (System X2); [M+H]⁺ 221.0.

Example 126: 4-[4-(3-p-Tolyl-1*H*-pyrazol-4-yl)-pyrimidin-2-ylamino]-benzenesulfonamide

The title compound is prepared as described in Example 1 using ethyl-4-methylbenzoate (see Example 25) and 4-amino-benzenesulfonamide.

Example No.	melting point		HPLC [min] / System	mass spectra; ESI; m/z =
	from	to		
123	201	203	1.50 / XS	455.0 [M+H] ⁺
124	207	208	1.54 / XS	455.0 [M+H] ⁺
125	Foam		1.65 / XS	469.0 [M+H] ⁺
126	245	249	8.82 / X1	407.0 [M+H] ⁺

Example 127: Dry-filled capsules

5000 capsules, each comprising as active ingredient 0.25 g of one of the compounds of formula I mentioned in the preceding Examples, are prepared as follows:

Composition:

active ingredient	1250 g
talcum	180 g
wheat starch	120 g
magnesium stearate	80 g
lactose	20 g

Preparation process: The mentioned substances are pulverised and forced through a sieve of 0.6 mm mesh size. 0.33 g portions of the mixture are introduced into gelatin capsules using a capsule-filling machine.

Example 128: Soft capsules

5000 soft gelatin capsules, each comprising as active ingredient 0.05 g of one of the compounds of formula I mentioned in the preceding Examples, are prepared as follows:

Composition:

active ingredient	250 g
PEG 400	1 litre
Tween 80	1 litre

Preparation process: The active ingredient is pulverised and suspended in PEG 400 (polyethylene glycol having an M_r of from approx. 380 to approx. 420, Fluka, Switzerland) and Tween[®]80 (polyoxyethylene sorbitan monolaurate, Atlas Chem. Ind. Inc., USA, supplied by Fluka, Switzerland) and ground in a wet pulveriser to a particle size of approx. from 1 to 3 μm . 0.43 g portions of the mixture are then introduced into soft gelatin capsules using a capsule-filling machine.

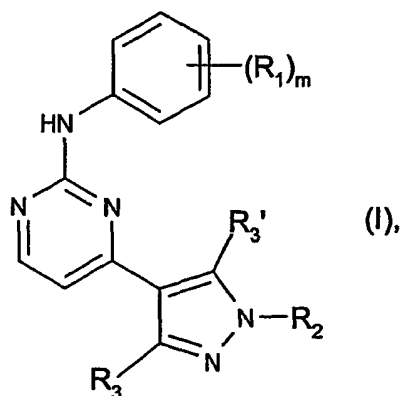
Example 129: Inhibition of the tyrosine kinase activity of EGF-R (HER-1), ErbB-2 (HER-2) and VEGF receptor (KDR)

The inhibition tests are carried out as described above. The IC_{50} values for some of the compounds of formula I are given below:

Compound from Example No.	HER-1 IC ₅₀ [μM]	HER-2 IC ₅₀ [μM]	KDR IC ₅₀ [μM]
1	0.018	0.023	0.01
2	0.022	0.019	0.021
18	0.021	0.013	0.004
20	0.027	0.015	0.006
21	0.029	0.016	0.015
46	0.028	0.006	0.003
60	0.02	0.044	0.01
91	0.018	0.042	0.028
101	0.013	0.028	0.004
109	0.016	0.034	0.003
116	0.009	<0.01	0.021
124	0.003	0.017	0.005

What is claimed is:

A compound of formula I



wherein

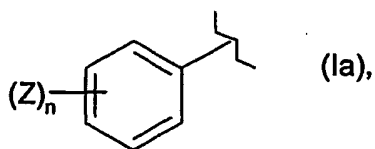
m is from 1 to 5;

R_1 is lower alkyl-sulfonyl; unsubstituted, mono- or di-substituted amino-sulfonyl; unsubstituted, mono- or di-substituted amino; a heterocyclic radical; lower alkyl substituted by a heterocyclic radical or by heterocyclyl-NH- or heterocyclyl-O- wherein heterocyclyl is bound to NH or O via a carbon ring atom; a radical R_4 -lower alkyl-X-, wherein R_4 is hydrogen, halogen, unsubstituted, mono- or di-substituted amino, or a heterocyclic radical, and X is -S- or -O-; or a radical R_5 -C(=O)-, wherein R_5 is hydrogen, unsubstituted or substituted lower alkyl, free or etherified hydroxy, unsubstituted, mono- or di-substituted amino, or a heterocyclic radical; wherein the R_1 substituents are selected independently of one another if $m > 1$;

or two vicinal R_1 substituents together with the phenyl carbon atoms to which they are attached form a heterocyclic ring;

R_2 is hydrogen, unsubstituted or substituted lower alkyl or a heterocyclic radical;

R_3 is hydrogen or a radical of the formula Ia



wherein n is from 0 to 5; and

Z is halogen; unsubstituted or substituted lower alkyl; or free, etherified or esterified hydroxy; wherein the Z substituents are selected independently of one another if $n > 1$; or two vicinal Z substituents together with the phenyl carbon atoms to which they are attached form a heterocyclic ring; and

R_3' is hydrogen if R_3 is a radical of the formula Ia or R_3' is a radical of the formula Ia as defined for R_3 if R_3 is hydrogen;

with the proviso that R_1 is not methoxy if m and n are both 1, R_2 is hydrogen and Z is fluoro; or a salt of the said compounds.

2. A compound of formula I according to claim 1, wherein

m is an integer from 1 to 5;

R_1 is unsubstituted, mono- or di-substituted amino-sulfonyl; unsubstituted, mono- or di-substituted amino; a heterocyclic radical; lower alkyl substituted by a heterocyclic radical; a radical R_4 -lower alkyl-X-, wherein R_4 is hydrogen, unsubstituted, mono- or di-substituted amino, or a heterocyclic radical, and X is -S- or -O-; or a radical R_5 -C(=O)-, wherein R_5 is hydrogen, unsubstituted or substituted lower alkyl, free or etherified hydroxy, unsubstituted, mono- or di-substituted amino, or a heterocyclic radical; wherein the R_1 substituents are selected independently of one another if $m > 1$;

or two vicinal R_1 substituents together with the phenyl carbon atoms to which they are attached form a heterocyclic ring;

R_2 is hydrogen, unsubstituted or substituted lower alkyl or a heterocyclic radical;

R_3 is a radical of the formula Ia, wherein n is from 1 to 5 and Z is halogen; unsubstituted or substituted lower alkyl; or free, etherified or esterified hydroxy; wherein the Z substituents are selected independently of one another if $n > 1$;

or two vicinal Z substituents together with the phenyl carbon atoms to which they are attached form a heterocyclic ring; and

R_3' is hydrogen;

with the proviso that R_1 is not methoxy if m and n are both 1, R_2 is hydrogen and Z is fluoro; or a salt thereof.

3. A compound of formula I according to claim 2, wherein

m is an integer from 1 to 5;

R_1 is unsubstituted, mono- or di-substituted amino-sulfonyl; unsubstituted, mono- or di-substituted amino; a heterocyclic radical; lower alkyl substituted by a heterocyclic radical; a radical R_4 -lower alkyl-X-, wherein R_4 is hydrogen, unsubstituted, mono- or di-substituted amino, or a heterocyclic radical, and X is -S- or -O-; or a radical R_5 -C(=O)-, wherein R_5 is hydrogen, unsubstituted or substituted lower alkyl, free or etherified hydroxy, unsubstituted, mono- or di-substituted amino, or a heterocyclic radical; wherein the R_1 substituents are selected independently of one another if $m > 1$;

or two vicinal R_1 substituents together with the phenyl carbon atoms to which they are attached form a heterocyclic ring;

R_2 is hydrogen;

R_3 is a radical of the formula Ia, wherein n is from 1 to 5 and Z is halogen; unsubstituted or substituted lower alkyl; or free, etherified or esterified hydroxy; wherein the Z substituents are selected independently of one another if $n > 1$;

or two vicinal Z substituents together with the phenyl carbon atoms to which they are attached form a heterocyclic ring; and

R_3' is hydrogen;

with the proviso that R_1 is not methoxy if m and n are both 1, R_2 is hydrogen and Z is fluoro; or a salt thereof.

4. A compound of formula I according to claim 2, wherein

m is an integer from 1 to 3;

R_1 is amino-sulfonyl; mono- or di-substituted amino; a heterocyclic radical; lower alkyl substituted by a heterocyclic radical; a radical R_4 -lower alkyl-X-, wherein R_4 is hydrogen, mono- or di-substituted amino, or a heterocyclic radical, and X is -S- or -O-; or a radical R_5 -C(=O)-, wherein R_5 is lower alkyl, free or etherified hydroxy, or a heterocyclic radical; wherein the R_1 substituents are selected independently of one another if $m > 1$;

or two vicinal R_1 substituents together with the phenyl carbon atoms to which they are attached form a heterocyclic ring;

R_2 is hydrogen;

R_3 is a radical of the formula Ia, wherein n is from 1 to 3 and Z is halogen; lower alkyl; or free or etherified hydroxy; wherein the Z substituents are selected independently of one another if $n > 1$;

or two vicinal Z substituents together with the phenyl carbon atoms to which they are attached form a heterocyclic ring; and

R₃' is hydrogen;

with the proviso that R₁ is not methoxy if m and n are both 1, R₂ is hydrogen and Z is fluoro; or a salt thereof.

5. A compound of formula I according to claim 1, wherein

m is an integer from 1 to 3;

R₁ is lower alkyl-sulfonyl; amino-sulfonyl; N,N-di-lower alkylamino; piperazinyl; lower alkyl-piperazinyl; tetrazolyl; lower alkyl substituted by lower alkyl-piperazinyl, hydroxy-lower alkyl-piperazinyl, piperidyl-amino or piperidyl-oxy wherein the piperidyl moiety is substituted by 1 to 4 lower alkyl radicals; a radical R₄-lower alkyl-X-, wherein R₄ is hydrogen, halogen, N,N-di-lower alkylamino, morpholinyl or lower alkyl-piperidyl, and X is -S- or -O-; or a radical R₅-C(=O)-, wherein R₅ is lower alkyl, hydroxy, lower alkoxy or lower alkyl-piperazinyl; wherein the R₁ substituents are selected independently of one another if m>1;

or two vicinal R₁ substituents together with the phenyl carbon atoms to which they are attached form a thiazol or 1-oxo-thiazol ring;

R₂ is hydrogen, lower alkyl, N,N-di-lower alkylamino-lower alkyl, lower alkyl-piperidyl or lower alkyl-piperidyl-lower alkyl;

R₃ is a radical of the formula Ia, wherein n is 0, 1 or 2 and Z is halogen, lower alkyl, tri-halogen-lower alkyl, hydroxy, lower alkoxy or phenyl-lower alkoxy; wherein the Z substituents are selected independently of one another if n is 2;

or two Z radicals together form a dioxol ring; and

R₃' is hydrogen;

with the proviso that R₁ is not methoxy if m and n are both 1, R₂ is hydrogen and Z is fluoro; or a salt thereof.

6. A compound of formula I according to claim 2, wherein

m is an integer from 1 to 3;

R₁ is amino-sulfonyl; N,N-di-lower alkylamino; lower alkyl-piperazinyl; lower alkyl substituted by lower alkyl-piperazinyl; a radical R₄-lower alkyl-X-, wherein R₄ is hydrogen, N,N-di-lower alkylamino, morpholinyl or lower alkyl-piperidyl, and X is -S- or -O-; or a radical R₅-C(=O)-, wherein R₅ is lower alkyl, hydroxy, lower alkoxy or lower alkyl-piperazinyl; wherein the R₁ substituents are selected independently of one another if m>1;

or two vicinal R₁ substituents together with the phenyl carbon atoms to which they are attached form a thiazol or 1-oxo-thiazol ring;

R₂ is hydrogen;

R₃ is a radical of the formula Ia, wherein n is 1 or 2 and Z is halogen, lower alkyl, hydroxy, lower alkoxy or phenyl-lower alkoxy; wherein the Z substituents are selected independently of one another if n is 2;

or two Z radicals together form a dioxol ring; and

R₃' is hydrogen;

with the proviso that R₁ is not methoxy if m and n are both 1, R₂ is hydrogen and Z is fluoro; or a salt thereof.

7. A compound of formula I according to any one of claims 1 to 6, with the proviso that R₁ is not a radical R₄-lower alkyl-X-, or a salt thereof.

8. A compound of formula I according to claim 1, selected from the group consisting of {4-[3-(2,3-dimethyl-phenyl)-1H-pyrazol-4-yl]-pyrimidin-2-yl}-[4-(4-methyl-piperazin-1-yl)-phenyl]-amine;

{4-[3-(2,3-dimethyl-phenyl)-1H-pyrazol-4-yl]-pyrimidin-2-yl}-(3,4,5-trimethoxy-phenyl)-amine;

{4-[3-(2-chloro-phenyl)-1H-pyrazol-4-yl]-pyrimidin-2-yl}-[4-(4-methyl-piperazin-1-yl)-phenyl]-amine;

{4-[3-(2-chloro-phenyl)-1H-pyrazol-4-yl]-pyrimidin-2-yl}-(3,4,5-trimethoxy-phenyl)-amine;

{4-[1-(2-dimethylamino-ethyl)-5-p-tolyl-1H-pyrazol-4-yl]-pyrimidin-2-yl}-[4-(4-methyl-piperazin-1-yl)-phenyl]-amine;

{4-[1-(2-dimethylamino-ethyl)-3-p-tolyl-1H-pyrazol-4-yl]-pyrimidin-2-yl}-[4-(4-methyl-piperazin-1-yl)-phenyl]-amine;

{4-[5-(2,4-dichloro-phenyl)-1-methyl-1H-pyrazol-4-yl]-pyrimidin-2-yl}-(3,4-dimethoxy-phenyl)-amine;

{4-[3-(2,4-dichloro-phenyl)-1-methyl-1H-pyrazol-4-yl]-pyrimidin-2-yl}-(3,4-dimethoxy-phenyl)-amine;

4-[4-(3-p-tolyl-1H-pyrazol-4-yl)-pyrimidin-2-ylamino]-benzoic acid;

(4-Methyl-piperazin-1-yl)-{4-[4-(3-p-tolyl-1H-pyrazol-4-yl)-pyrimidin-2-ylamino]-phenyl}-methanone;

[4-(4-methyl-piperazin-1-ylmethyl)-phenyl]-[4-(3-p-tolyl-1H-pyrazol-4-yl)-pyrimidin-2-yl]-amine;

{4-[3-(4-chloro-phenyl)-1-(2-dimethylamino-ethyl)-1H-pyrazol-4-yl]-pyrimidin-2-yl]-[4-(4-methyl-piperazin-1-yl)-phenyl]-amine;

{4-[5-(4-chloro-phenyl)-1-(2-dimethylamino-ethyl)-1H-pyrazol-4-yl]-pyrimidin-2-yl]-[4-(4-methyl-piperazin-1-yl)-phenyl]-amine;

[4-(4-methyl-piperazin-1-yl)-phenyl]-[4-(1-methyl-5-p-tolyl-1H-pyrazol-4-yl)-pyrimidin-2-yl]-amine;

[4-(4-methyl-piperazin-1-yl)-phenyl]-[4-(1-methyl-3-p-tolyl-1H-pyrazol-4-yl)-pyrimidin-2-yl]-amine;

[4-(4-methyl-piperazin-1-ylmethyl)-phenyl]-[4-(1-methyl-5-p-tolyl-1H-pyrazol-4-yl)-pyrimidin-2-yl]-amine;

[4-(4-methyl-piperazin-1-ylmethyl)-phenyl]-[4-(1-methyl-3-p-tolyl-1H-pyrazol-4-yl)-pyrimidin-2-yl]-amine;

{4-[3-(4-chloro-phenyl)-1H-pyrazol-4-yl]-pyrimidin-2-yl}-(3,4,5-trimethoxy-phenyl)-amine;

{4-[3-(4-chloro-phenyl)-1H-pyrazol-4-yl]-pyrimidin-2-yl}-(3,4-dimethoxy-phenyl)-amine;

{4-[3-(4-chloro-phenyl)-1H-pyrazol-4-yl]-pyrimidin-2-yl}-(3-methoxy-phenyl)-amine;

{4-[3-(4-chloro-phenyl)-1-(2-dimethylamino-ethyl)-1H-pyrazol-4-yl]-pyrimidin-2-yl}-(3,4,5-trimethoxy-phenyl)-amine;

{4-[5-(4-chloro-phenyl)-1-(2-dimethylamino-ethyl)-1H-pyrazol-4-yl]-pyrimidin-2-yl}-(3,4,5-trimethoxy-phenyl)-amine;

{4-[5-(4-chloro-phenyl)-1-(2-dimethylamino-ethyl)-1H-pyrazol-4-yl]-pyrimidin-2-yl}-(3,4,5-trimethoxy-phenyl)-amine;

{4-[5-(4-chloro-phenyl)-1-(2-dimethylamino-ethyl)-1H-pyrazol-4-yl]-pyrimidin-2-yl}-(3,4-dimethoxy-phenyl)-amine;

{4-[3-(4-chloro-phenyl)-1-(2-dimethylamino-ethyl)-1H-pyrazol-4-yl]-pyrimidin-2-yl}-(3-methoxy-phenyl)-amine;

{4-[5-(4-chloro-phenyl)-1-(2-dimethylamino-ethyl)-1H-pyrazol-4-yl]-pyrimidin-2-yl}-(3-methoxy-phenyl)-amine;

{4-[3-(4-chloro-phenyl)-1-(2-dimethylamino-ethyl)-1H-pyrazol-4-yl]-pyrimidin-2-yl]-[4-(4-methyl-piperazin-1-ylmethyl)-phenyl]-amine;

{4-[5-(4-chloro-phenyl)-1-(2-dimethylamino-ethyl)-1H-pyrazol-4-yl]-pyrimidin-2-yl]-[4-(4-methyl-piperazin-1-ylmethyl)-phenyl]-amine;

{4-[3-(4-chloro-phenyl)-1-methyl-1H-pyrazol-4-yl]-pyrimidin-2-yl]-[4-(4-methyl-piperazin-1-ylmethyl)-phenyl]-amine;

{4-[5-(4-chloro-phenyl)-1-methyl-1H-pyrazol-4-yl]-pyrimidin-2-yl}-[4-(4-methyl-piperazin-1-ylmethyl)-phenyl]-amine;

{4-[3-(4-chloro-phenyl)-1-(1-methyl-piperidin-4-yl)-1H-pyrazol-4-yl]-pyrimidin-2-yl}-[4-(4-methyl-piperazin-1-ylmethyl)-phenyl]-amine;

{4-[5-(4-chloro-phenyl)-1-(1-methyl-piperidin-4-yl)-1H-pyrazol-4-yl]-pyrimidin-2-yl}-[4-(4-methyl-piperazin-1-ylmethyl)-phenyl]-amine;

{4-[1-(2-dimethylamino-ethyl)-5-p-tolyl-1H-pyrazol-4-yl]-pyrimidin-2-yl}-[4-(4-methyl-piperazin-1-ylmethyl)-phenyl]-amine;

{4-[1-(2-dimethylamino-ethyl)-3-p-tolyl-1H-pyrazol-4-yl]-pyrimidin-2-yl}-[4-(4-methyl-piperazin-1-ylmethyl)-phenyl]-amine;

[4-(4-methyl-piperazin-1-ylmethyl)-phenyl]-{4-[1-(1-methyl-piperidin-4-yl)-5-p-tolyl-1H-pyrazol-4-yl]-pyrimidin-2-yl}-amine;

[4-(4-methyl-piperazin-1-ylmethyl)-phenyl]-{4-[1-(1-methyl-piperidin-4-yl)-3-p-tolyl-1H-pyrazol-4-yl]-pyrimidin-2-yl}-amine;

{4-[3-(4-chloro-3-methyl-phenyl)-1H-pyrazol-4-yl]-pyrimidin-2-yl}-(3,4-dimethoxy-phenyl)-amine;

(3-methoxy-phenyl)-{4-[3-(4-trifluoromethyl-phenyl)-1H-pyrazol-4-yl]-pyrimidin-2-yl}-amine;

(3-methoxy-phenyl)-{4-[1-methyl-3-(4-trifluoromethyl-phenyl)-1H-pyrazol-4-yl]-pyrimidin-2-yl}-amine;

(3-methoxy-phenyl)-{4-[1-methyl-5-(4-trifluoromethyl-phenyl)-1H-pyrazol-4-yl]-pyrimidin-2-yl}-amine;

{4-[1-(2-dimethylamino-ethyl)-3-(4-trifluoromethyl-phenyl)-1H-pyrazol-4-yl]-pyrimidin-2-yl}-(3-methoxy-phenyl)-amine;

{4-[3-(4-chloro-phenyl)-1-methyl-1H-pyrazol-4-yl]-pyrimidin-2-yl}-[4-(4-methyl-piperazin-1-yl)-phenyl]-amine;

{4-[5-(4-chloro-phenyl)-1-methyl-1H-pyrazol-4-yl]-pyrimidin-2-yl}-[4-(4-methyl-piperazin-1-yl)-phenyl]-amine;

[4-(4-methyl-piperazin-1-yl)-phenyl]-{4-[3-(4-trifluoromethyl-phenyl)-1H-pyrazol-4-yl]-pyrimidin-2-yl}-amine;

[4-(4-methyl-piperazin-1-ylmethyl)-phenyl]-{4-[3-(4-trifluoromethyl-phenyl)-1H-pyrazol-4-yl]-pyrimidin-2-yl}-amine;

[4-(3-p-tolyl-1H-pyrazol-4-yl)-pyrimidin-2-yl]-(3-trifluoromethoxy-phenyl)-amine;

(4-methanesulfonyl-phenyl)-[4-(3-p-tolyl-1H-pyrazol-4-yl)-pyrimidin-2-yl]-amine;

(3-{4-[3-(4-chloro-phenyl)-1H-pyrazol-4-yl]-pyrimidin-2-ylamino}-phenyl)-(4-methyl-piperazin-1-yl)-methanone;

{4-[3-(4-chloro-phenyl)-1H-pyrazol-4-yl]-pyrimidin-2-yl}-(4-methane-sulfonyl-phenyl)-amine;

{(3-methoxy-phenyl)-[4-(3-p-tolyl-1H-pyrazol-4-yl)-pyrimidin-2-yl]-amine};

(3-methoxy-phenyl)-{4-[3-(3-trifluoromethyl-phenyl)-1H-pyrazol-4-yl]-pyrimidin-2-yl}-amine;

[4-(4-ethyl-piperazin-1-ylmethyl)-phenyl]-[4-(3-p-tolyl-1H-pyrazol-4-yl)-pyrimidin-2-yl]-amine;

[3-(4-methyl-piperazin-1-ylmethyl)-phenyl]-[4-(3-p-tolyl-1H-pyrazol-4-yl)-pyrimidin-2-yl]-amine;

{4-[3-(4-chloro-phenyl)-1H-pyrazol-4-yl]-pyrimidin-2-yl}-[3-(4-methyl-piperazin-1-ylmethyl)-phenyl]-amine;

[3-(4-methyl-piperazin-1-ylmethyl)-phenyl]-[4-(3-phenyl-1H-pyrazol-4-yl)-pyrimidin-2-yl]-amine;

{4-[3-(4-chloro-phenyl)-1-methyl-1H-pyrazol-4-yl]-pyrimidin-2-yl}-[3-(4-methyl-piperazin-1-ylmethyl)-phenyl]-amine;

{4-[5-(4-chloro-phenyl)-1-methyl-1H-pyrazol-4-yl]-pyrimidin-2-yl}-[3-(4-methyl-piperazin-1-ylmethyl)-phenyl]-amine;

{4-[3-(4-chloro-phenyl)-1-(1-methyl-piperidin-4-ylmethyl)-1H-pyrazol-4-yl]-pyrimidin-2-yl}-[3-methoxy-phenyl]-amine;

{4-[5-(4-chloro-phenyl)-1-(1-methyl-piperidin-4-ylmethyl)-1H-pyrazol-4-yl]-pyrimidin-2-yl}-[3-methoxy-phenyl]-amine;

[4-(4-ethyl-piperazin-1-yl)-phenyl]-[4-(3-p-tolyl-1H-pyrazol-4-yl)-pyrimidin-2-yl]-amine;

[4-(4-methyl-piperazin-1-ylmethyl)-phenyl]-[4-[3-(3-trifluoromethyl-phenyl)-1H-pyrazol-4-yl]-pyrimidin-2-yl]-amine;

2-(4-{4-[4-(3-p-tolyl-1H-pyrazol-4-yl)-pyrimidin-2-ylamino]-benzyl}-piperazin-1-yl)-ethanol;

{4-[3-(4-chloro-phenyl)-1-methyl-1H-pyrazol-4-yl]-pyrimidin-2-yl}-[3-(1-methyl-piperidin-4-ylmethoxy)-phenyl]-amine;

3-{4-[3-(3,5-dimethoxy-phenyl)-1H-pyrazol-4-yl]-pyrimidin-2-ylamino}-benzenesulfonamide;

{4-[3-(4-chloro-phenyl)-1H-pyrazol-4-yl]-pyrimidin-2-yl}-[4-(4-ethyl-piperazin-1-ylmethyl)-phenyl]-amine;

[4-(4-ethyl-piperazin-1-ylmethyl)-phenyl]-[4-(3-phenyl-1H-pyrazol-4-yl)-pyrimidin-2-yl]-amine;

{4-[3-(4-chloro-phenyl)-1H-pyrazol-4-yl]-pyrimidin-2-yl}-[4-(1H-tetrazol-5-yl)-phenyl]-amine;

[4-(4-ethyl-piperazin-1-ylmethyl)-phenyl]-[4-(1-methyl-3-p-tolyl-1H-pyrazol-4-yl)-pyrimidin-2-yl]-amine;

[4-(4-ethyl-piperazin-1-ylmethyl)-phenyl]-[4-(1-methyl-5-p-tolyl-1H-pyrazol-4-yl)-pyrimidin-2-yl]-amine;
{4-[3-(4-chloro-phenyl)-1H-pyrazol-4-yl]-pyrimidin-2-yl}-[4-[(2,2,6,6-tetramethyl-piperidin-4-ylamino)-methyl]-phenyl]-amine;
[4-(3-phenyl-1H-pyrazol-4-yl)-pyrimidin-2-yl]-[4-[(2,2,6,6-tetramethyl-piperidin-4-ylamino)-methyl]-phenyl]-amine;
{4-[3-(4-chloro-phenyl)-1H-pyrazol-4-yl]-pyrimidin-2-yl}-[4-(4-ethyl-piperazin-1-yl)-phenyl]-amine;
{4-[3-(4-chloro-phenyl)-1H-pyrazol-4-yl]-pyrimidin-2-yl}-(4-piperazin-1-yl-phenyl)-amine;
[3-(1-methyl-piperidin-4-yloxymethyl)-phenyl]-[4-(3-p-tolyl-1H-pyrazol-4-yl)-pyrimidin-2-yl]-amine;
[3-(1-methyl-piperidin-4-ylmethoxy)-phenyl]-[4-(3-p-tolyl-1H-pyrazol-4-yl)-pyrimidin-2-yl]-amine;
[3-(1-methyl-piperidin-4-ylmethoxy)-phenyl]-[4-(1-methyl-3-p-tolyl-1H-pyrazol-4-yl)-pyrimidin-2-yl]-amine;
4-[4-(3-p-tolyl-1H-pyrazol-4-yl)-pyrimidin-2-ylamino]-benzenesulfonamide
and pharmaceutically acceptable salts thereof.

9. A compound of formula I according to claim 2, selected from the group consisting of
{4-[3-(4-chloro-phenyl)-1H-pyrazol-4-yl]-pyrimidin-2-yl}-[4-(4-methyl-piperazin-1-yl)-phenyl]-amine;
{4-[3-(4-chloro-phenyl)-1H-pyrazol-4-yl]-pyrimidin-2-yl}-[4-(2-di methyl-amino-ethoxy)-phenyl]-amine;
{4-[3-(4-chloro-phenyl)-1H-pyrazol-4-yl]-pyrimidin-2-yl}-[4-(2-diethylamino-ethoxy)-phenyl]-amine;
{4-[3-(4-chloro-phenyl)-1H-pyrazol-4-yl]-pyrimidin-2-yl}-[4-(2-morpholin-4-yl-ethoxy)-phenyl]-amine;
{4-[3-(3-chloro-phenyl)-1H-pyrazol-4-yl]-pyrimidin-2-yl}-[4-(2-dimethylamino-ethoxy)-phenyl]-amine;
{4-[3-(3-chloro-phenyl)-1H-pyrazol-4-yl]-pyrimidin-2-yl}-[4-(2-morpholin-4-yl-ethoxy)-phenyl]-amine;
{4-[3-(3-chloro-phenyl)-1H-pyrazol-4-yl]-pyrimidin-2-yl}-[4-(2-diethylamino-ethoxy)-phenyl]-amine;

{4-[3-(3-chloro-phenyl)-1H-pyrazol-4-yl]-pyrimidin-2-yl]-[4-(4-methyl-piperazin-1-yl)-phenyl]-amine;

{4-[3-(4-methoxy-phenyl)-1H-pyrazol-4-yl]-pyrimidin-2-yl]-[4-(4-methyl-piperazin-1-yl)-phenyl]-amine;

{4-[3-(4-methoxy-phenyl)-1H-pyrazol-4-yl]-pyrimidin-2-yl]-[4-(2-morpholin-4-yl-ethoxy)-phenyl]-amine;

{4-[3-(4-ethyl-phenyl)-1H-pyrazol-4-yl]-pyrimidin-2-yl]-[4-(4-methyl-piperazin-1-yl)-phenyl]-amine;

[4-(2-diethylamino-ethoxy)-phenyl]-{4-[3-(4-ethyl-phenyl)-1H-pyrazol-4-yl]-pyrimidin-2-yl}-amine;

[4-(2-diethylamino-ethoxy)-phenyl]-{4-[3-(4-methoxy-phenyl)-1H-pyrazol-4-yl]-pyrimidin-2-yl}-amine;

[4-(2-diethylamino-ethoxy)-phenyl]-{4-[3-(3-methoxy-phenyl)-1H-pyrazol-4-yl]-pyrimidin-2-yl}-amine;

{4-[3-(3-methoxy-phenyl)-1H-pyrazol-4-yl]-pyrimidin-2-yl]-[4-(2-morpholin-4-yl-ethoxy)-phenyl]-amine;

{4-[3-(3-methoxy-phenyl)-1H-pyrazol-4-yl]-pyrimidin-2-yl]-[4-(4-methyl-piperazin-1-yl)-phenyl]-amine;

[4-(2-dimethylamino-ethoxy)-phenyl]-{4-[3-(4-ethyl-phenyl)-1H-pyrazol-4-yl]-pyrimidin-2-yl}-amine;

[4-(4-methyl-piperazin-1-yl)-phenyl]-[4-(3-m-tolyl-1H-pyrazol-4-yl)-pyrimidin-2-yl]-amine;

[4-(2-diethylamino-ethoxy)-phenyl]-[4-(3-m-tolyl-1H-pyrazol-4-yl)-pyrimidin-2-yl]-amine;

[4-(2-dimethylamino-ethoxy)-phenyl]-[4-(3-m-tolyl-1H-pyrazol-4-yl)-pyrimidin-2-yl]-amine;

{4-[3-(3,4-dichloro-phenyl)-1H-pyrazol-4-yl]-pyrimidin-2-yl]-[4-(2-dimethylamino-ethoxy)-phenyl]-amine;

{4-[3-(3,4-dichloro-phenyl)-1H-pyrazol-4-yl]-pyrimidin-2-yl]-[4-(4-methyl-piperazin-1-yl)-phenyl]-amine;

{4-[3-(4-benzyloxy-phenyl)-1H-pyrazol-4-yl]-pyrimidin-2-yl]-[4-(2-dimethylamino-ethoxy)-phenyl]-amine;

4-(4-{2-[4-(4-methyl-piperazin-1-yl)-phenylamino]-pyrimidin-4-yl}-1H-pyrazol-3-yl)-phenol;

[4-(4-methyl-piperazin-1-yl)-phenyl]-[4-(3-p-tolyl-1H-pyrazol-4-yl)-pyrimidin-2-yl]-amine;

[4-(2-dimethylamino-ethoxy)-phenyl]-[4-(3-p-tolyl-1H-pyrazol-4-yl)-pyrimidin-2-yl]-amine;

{4-[3-(4-chloro-phenyl)-1H-pyrazol-4-yl]-pyrimidin-2-yl]-[3-(1-methyl-piperidin-4-ylmethoxy)-phenyl]-amine;

{4-[3-(4-chloro-phenyl)-1H-pyrazol-4-yl]-pyrimidin-2-yl}-[4-(1-methyl-piperidin-4-ylmethoxy)-phenyl]-amine;

{4-[3-(4-chloro-phenyl)-1H-pyrazol-4-yl]-pyrimidin-2-yl}-[3-(4-methyl-piperazin-1-yl)-phenyl]-amine;

4-{4-[3-(4-chloro-phenyl)-1H-pyrazol-4-yl]-pyrimidin-2-ylamino}-benzoic acid;

(4-{4-[3-(4-chloro-phenyl)-1H-pyrazol-4-yl]-pyrimidin-2-ylamino}-phenyl)-(4-methyl-piperazin-1-yl)-methanone;

{4-[3-(4-chloro-phenyl)-1H-pyrazol-4-yl]-pyrimidin-2-yl}-[4-(4-methyl-piperazin-1-ylmethyl)-phenyl]-amine;

{4-[3-(2,4-dichloro-phenyl)-1H-pyrazol-4-yl]-pyrimidin-2-yl}-(3,4,5-trimethoxy-phenyl)-amine;

{4-[3-(2,4-dichloro-phenyl)-1H-pyrazol-4-yl]-pyrimidin-2-yl}-[4-(4-methyl-piperazin-1-yl)-phenyl]-amine;

N-{4-[3-(4-chloro-phenyl)-1H-pyrazol-4-yl]-pyrimidin-2-yl}-N',N'-dimethyl-benzene-1,3-diamine;

{4-[3-(4-ethoxy-phenyl)-1H-pyrazol-4-yl]-pyrimidin-2-yl}-[4-(4-methyl-piperazin-1-yl)-phenyl]-amine;

{4-[3-(4-ethoxy-phenyl)-1H-pyrazol-4-yl]-pyrimidin-2-yl}-(3,4,5-trimethoxy-phenyl)-amine;

{4-[3-(4-chloro-3-methoxy-phenyl)-1H-pyrazol-4-yl]-pyrimidin-2-yl}-(3,4,5-trimethoxy-phenyl)-amine;

3-{4-[3-(4-chloro-3-hydroxy-phenyl)-1H-pyrazol-4-yl]-pyrimidin-2-ylamino}-benzenesulfonamide;

3-{4-[3-(4-chloro-3-methoxy-phenyl)-1H-pyrazol-4-yl]-pyrimidin-2-ylamino}-benzenesulfonamide;

3-{4-[3-(4-chloro-3-methoxy-phenyl)-1H-pyrazol-4-yl]-pyrimidin-2-ylamino}-benzoic acid ethyl ester;

3-{4-[3-(4-chloro-3-hydroxy-phenyl)-1H-pyrazol-4-yl]-pyrimidin-2-ylamino}-benzoic acid ethyl ester;

1-(3-{4-[3-(4-chloro-3-methoxy-phenyl)-1H-pyrazol-4-yl]-pyrimidin-2-ylamino}-phenyl)-ethanone;

benzothiazol-6-yl-{4-[3-(4-chloro-3-methoxy-phenyl)-1H-pyrazol-4-yl]-pyrimidin-2-yl}-amine;

{4-[3-(4-chloro-3-methoxy-phenyl)-1H-pyrazol-4-yl]-pyrimidin-2-yl}-(1-oxo-benzothiazol-6-yl)-amine;

[4-(3-benzo[1,3]dioxol-5-yl)-1H-pyrazol-4-yl]-pyrimidin-2-yl}-(3,4,5-trimethoxy-phenyl)-amine;

3-[4-(3-benzo[1,3]dioxol-5-yl-1H-pyrazol-4-yl)-pyrimidin-2-ylamino]-benzoic acid tert-butyl ester;
3-[4-(3-benzo[1,3]dioxol-5-yl-1H-pyrazol-4-yl)-pyrimidin-2-ylamino]-benzenesulfonamide;
[4-(3-benzo[1,3]dioxol-5-yl-1H-pyrazol-4-yl)-pyrimidin-2-yl]-(3-methylsulfanyl-phenyl)-amine;
and pharmaceutically acceptable salts thereof.

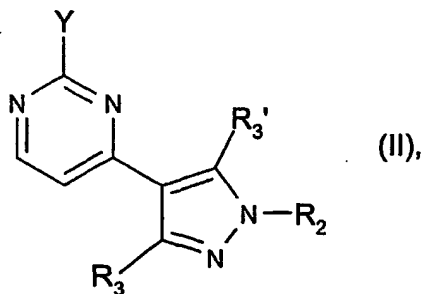
10. A compound of formula I, or a pharmaceutically acceptable salt thereof, according to any one of claims 1 to 9 for use in a method for the treatment of the human or animal body.

11. A pharmaceutical composition comprising a compound of formula I or a pharmaceutically acceptable salt thereof according to any one of claims 1 to 9, together with at least one pharmaceutically acceptable carrier.

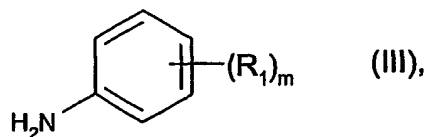
12. Use of a compound of formula I according to any one of claims 1 to 9, or a pharmaceutically acceptable salt thereof, for the preparation of a pharmaceutical composition for the treatment of a disease.

13. Use of a compound of formula I according to any one of claims 1 to 9, or a pharmaceutically acceptable salt thereof, for the preparation of a pharmaceutical composition for the treatment of a disease which responds to an inhibition of a protein tyrosine kinase.

14. A process for the preparation of a compound of formula I according to claim 1 or of a salt of such a compound, characterized in that
a) a compound of formula II

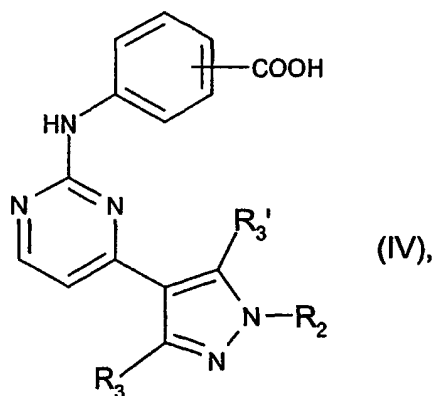


wherein Y is a leaving group such as halogen, $-S(=O)-CH_3$ or $-S(O_2)-CH_3$ and R_2 , R_3 and R_3' have the meanings as defined for a compound of formula I according to claim 1, is reacted with a compound of formula III



wherein m and R_1 have the meanings as defined for a compound of formula I according to claim 1;

b) in order to prepare a compound of formula I, wherein R_1 is a radical $R_5-C(=O)-$ in which R_5 is mono- or di-substituted amino or a heterocyclic radical that is bound to the carbonyl moiety via a nitrogen ring atom, a compound of formula IV



wherein R_2 , R_3 and R_3' have the meanings as defined for a compound of formula I according to claim 1, or a reactive carboxylic acid derivative thereof, is reacted with a mono- or di-substituted amine or a heterocyclic radical containing at least one nitrogen ring atom to which a hydrogen is bound, respectively; or

c) in order to prepare a compound of formula I, wherein R_2 is unsubstituted or substituted lower alkyl or a heterocyclic radical, a compound of formula I, wherein R_2 is hydrogen, is reacted with a compound of the formula R_2-OH , wherein R_2 is unsubstituted or substituted lower alkyl or a heterocyclic radical wherein the substituted lower alkyl or the heterocyclic

radical is attached to the hydroxy group of R_2-OH via a carbon atom of the lower alkyl moiety or via a carbon ring atom of the heterocyclic radical, respectively;

whereby functional groups which are present in the starting compounds of processes a) to c) and are not intended to take part in the reaction, are present in protected form if necessary, and protecting groups that are present are cleaved, whereby the said starting compounds may also exist in the form of salts provided that a salt-forming group is present and a reaction in salt form is possible;

and, if so desired, a compound of formula I thus obtained is converted into another compound of formula I, a free compound of formula I is converted into a salt, an obtained salt of a compound of formula I is converted into the free compound or another salt, and/or a mixture of isomeric compounds of formula I is separated into the individual isomers.

INTERNATIONAL SEARCH REPORT

International Application No

PCT/EP 03/07350

A. CLASSIFICATION OF SUBJECT MATTER
 IPC 7 C07D403/04 A61K31/505

According to International Patent Classification (IPC) or to both national classification and IPC

B. FIELDS SEARCHED

Minimum documentation searched (classification system followed by classification symbols)
 IPC 7 C07D A61K

Documentation searched other than minimum documentation to the extent that such documents are included in the fields searched

Electronic data base consulted during the international search (name of data base and, where practical, search terms used)

CHEM ABS Data, EPO-Internal, WPI Data, EMBASE, BIOSIS

C. DOCUMENTS CONSIDERED TO BE RELEVANT

Category *	Citation of document, with indication, where appropriate, of the relevant passages	Relevant to claim No.
Y	WO 00 031063 A (G. D. SEARLE & COMPANY, USA) 2 June 2000 (2000-06-02) Scheme XII page 493, paragraph 2; claims 93, 127, 130, 132, 141; examples A-326 examples A-173, A300-308, A325, D-43 -----	1-14
Y	WO 02 46184 A (LEDEBOER MARK ; VERTEX PHARMA (US); MOON YOUNG CHOON (US); SALITURO) 13 June 2002 (2002-06-13) page 49, line 11 - page 50, line 5; claim 1; examples 7, 10 page 2, line 5-11 page 4, line 10-12, paragraph 1 ----- -/--	1-14

Further documents are listed in the continuation of box C.

Patent family members are listed in annex.

* Special categories of cited documents :

- *A* document defining the general state of the art which is not considered to be of particular relevance
- *E* earlier document but published on or after the international filing date
- *L* document which may throw doubts on priority claim(s) or which is cited to establish the publication date of another citation or other special reason (as specified)
- *O* document referring to an oral disclosure, use, exhibition or other means
- *P* document published prior to the international filing date but later than the priority date claimed

- *T* later document published after the international filing date or priority date and not in conflict with the application but cited to understand the principle or theory underlying the invention
- *X* document of particular relevance; the claimed invention cannot be considered novel or cannot be considered to involve an inventive step when the document is taken alone
- *Y* document of particular relevance; the claimed invention cannot be considered to involve an inventive step when the document is combined with one or more other such documents, such combination being obvious to a person skilled in the art.
- *Z* document member of the same patent family

Date of the actual completion of the international search

7 October 2003

Date of mailing of the international search report

20/10/2003

Name and mailing address of the ISA

European Patent Office, P.B. 5818 Patentlaan 2
 NL - 2280 HV Rijswijk
 Tel. (+31-70) 340-2040, Tx. 31 651 epo nl,
 Fax: (+31-70) 340-3016

Authorized officer

Guspanova, J

INTERNATIONAL SEARCH REPORT

International Application No

PCT/EP 03/07350

C.(Continuation) DOCUMENTS CONSIDERED TO BE RELEVANT		
Category *	Citation of document, with indication, where appropriate, of the relevant passages	Relevant to claim No.
X,P	WO 03 049542 A (EBERLE MARTIN ;MUELLER URS (CH); PILLONEL CHRISTIAN (CH); SYNGENTA) 19 June 2003 (2003-06-19) . claims 1,2,5; example 3A; tables 1,11,A -----	1-7,14

INTERNATIONAL SEARCH REPORT

Information on patent family members

International Application No

PCT/EP 03/07350

Patent document cited in search report	Publication date	Patent family member(s)	Publication date
WO 00031063 3 A		NONE	
WO 0246184 A	13-06-2002	AU 2878302 A CA 2430539 A1 EP 1343781 A1 US 2002111353 A1 WO 0246184 A1	18-06-2002 13-06-2002 17-09-2003 15-08-2002 13-06-2002
WO 03049542 A	19-06-2003	WO 03049542 A1	19-06-2003